

2010 Annual Report

Jan. 1, 2010 – Dec. 31, 2010



Kentucky Department of Charitable Gaming

The Year In Review

DCG Outlook

The focus of the Kentucky Department of Charitable Gaming is educating the public on the statutes and regulations that govern the charitable gaming industry, emphasizing the importance of charitable gaming to the citizens and communities across the Commonwealth of Kentucky, and ensuring the integrity and accountability of nearly a half billion dollar cash industry. The department is consistently examining methods used across the state for ways to make charitable gaming easier and more profitable for charities. The department's number one goal is to ensure every dollar made available in charitable gaming ends up in the hands of the charities in order to achieve their charitable purpose.

The department continues to seek ways to be more service friendly, helpful and find new ways to assist the charities in maintaining compliance. The department staff is committed to enhancing and improving our outreach efforts and is here to help charities with questions, concerns, or issues that may arise. We look forward to working with you and best wishes to each and every organization in reaching their charitable goal.

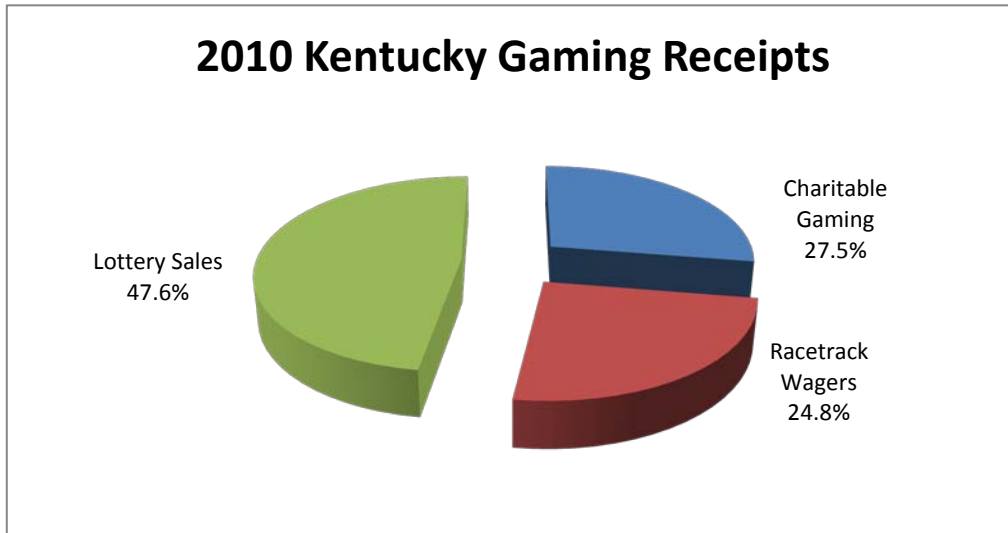
In FY 2010, the Department of Charitable Gaming operating budget information and comparative information to previous years is as follows: The Department of Charitable Gaming is required by statute to be self-supporting through a fee collected on gross gaming receipts paid by more than 693 Kentucky Licensed Charitable Gaming Organizations, while an additional 624 licenses are classified as exempt because they earn below \$25,000 annually. Effective July 1, 2007, KRS 238.570 was amended to allow adjustment to this fee based on annual gross receipts by October 1 of each odd-numbered year.

Fiscal Year	Budget Appropriation	# of Staff	Fee
2006	\$2,932,800	44	.0053
2007	\$3,299,600	43	.0053
2008	\$3,143,200	42	.0060
2009	\$3,092,900	38	.00649
2010	\$3,092,900	38	.00649

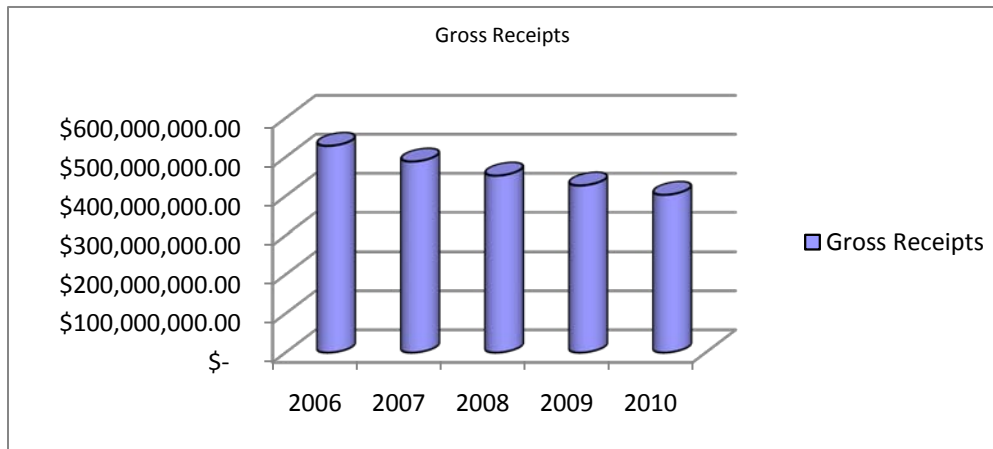
The Year In Review

Gross Receipts

In 2010, charitable gaming players spent more money on charitable gaming than wagered on horseracing in Kentucky. Of the three types of legalized gaming in Kentucky, charitable gaming received approximately \$406 million in gross receipts, or 27.5 percent of the dollars wagered. The Kentucky Lottery had the largest amount of gaming revenue, capturing approximately \$703 million, or 47.6 percent in gross receipts, while horseracing wagered receipts were approximately \$367 million, or 24.8 percent.



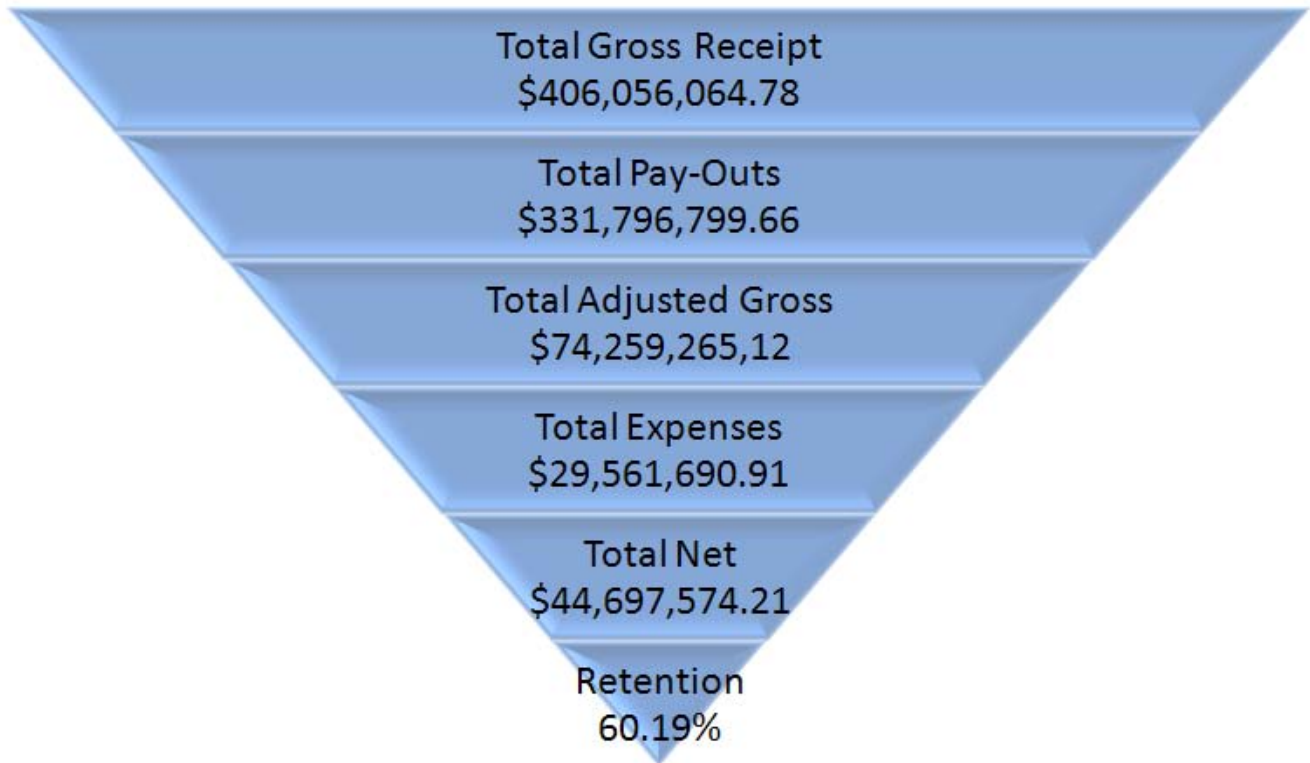
- The gross receipts of a charitable gaming organization are defined as the money taken at the door before payouts or expenses are deducted. In 2010, the gross receipts for Kentucky's charitable gaming organizations were **\$406,056,064.18**
- The following chart represents the comparison with previous years:



The Year In Review

Retention Percentage

Kentucky has a 40% retention percentage that by law must be retained for charitable purposes by the charities. The retention percentage (money available for charities to be used) was 60.19% percent in 2010.



The Year In Review

Charitable Organizations/Types of Licensees

The Department of Charitable Gaming licenses not only charitable organizations, but also the manufacturers of gaming supplies, distributors of gaming supplies, and the facilities in which charitable gaming occurs. Charitable gaming organizations include churches, schools, bands, sports programs, veterans groups, fire and rescue departments, arts organizations, animal welfare groups, history or museum organizations, and others.

In order to qualify for a gaming license, an organization must have an IRS 501(c)(3), (4), (8), (10), or (19) exempt organization status, or be a school, institution of higher education, or state college or university. Since the department's creation, one-third of charitable gaming licensees are Catholic charities (churches, schools, or men's groups). Organizations associated with military veterans make up the second largest group of licensees. Together, these two groups account for approximately half of Kentucky's 1317 licensed charitable gaming organizations, 693 licensed organizations and 624 exempt licenses in 2010.

In 2010, the numbers of licenses overseen by the Department of Charitable Gaming breaks down as follows:

Organizations	693
Manufacturers	18
Distributors	16
Facilities	50
Exempt	624
CFE *	220
SLCFE **	139

***Charity Fundraising Event**

****Special Limited Charity Fundraising Event**

The Year In Review

Audit Branch

The Audit Branch of the Kentucky Department of Charitable Gaming is located within our Enforcement Division. While helpful to charitable organizations in correcting issues through training, the secondary task of the Audit Branch can often lead to the prosecution of wrongdoing within the industry. Presently, there is one branch manager and six field audit staff members located both in our Frankfort office and in offices across the Commonwealth.

In 2010

- 92 of the 114 audits opened and assigned were closed in 2010.
- 14 Audits opened in 2009 were completed in 2010.

Investigative Branch

The Investigative Branch is part of the Enforcement Division. The main function of this branch is to investigate complaints of criminal wrong doing.

The Investigative Branch of the Department of Charitable Gaming management staff has one director of enforcement and one investigator manager who reports directly to the director of enforcement. In fiscal year 2010, there were five investigators assigned to the Enforcement Division. The investigators main duties are focused on investigating complaints and/or alleged criminal wrongdoing and are located throughout the Commonwealth of Kentucky. The criminal allegations may include theft, criminal possession of a forged instrument, promoting gambling, possession of gambling devices, participation in a continuing criminal enterprise, tax evasion and money laundering. The Investigative Branch works with various local, state and federal law enforcement agencies and task force in order to enhance the investigation of criminal charitable gaming cases.

Of the 63 cases opened in 2010, 47 of these cases have been closed. Of the remaining 16 cases, there are seven at the grand jury stage.

The Year In Review

Legal Branch

The Legal Branch of the Department of Charitable Gaming initiated efforts in 2010 to streamline the legal processes available to charities to resolve outstanding violations. The Legal Branch worked with other divisions with the department to substantially reduce the number of fines issued, and issued caution/warning letters in lieu of fines in many cases. The Legal Branch also partnered with staff of other divisions within the department to reduce the case backlog and to shorten the time between violation occurrence and notice to the charity of an administrative action. The Department of Alcohol Beverage Control started using hearing officers to preside over administrative appeals, resulting in quicker resolutions of outstanding violations. In 2010, 197 appeals of administrative actions within charitable gaming violations were processed by our legal division. Of these cases, 168 (85 percent) were resolved by settlement agreement.

Accounting Division

In FY 2010, the Accounting Division continued to strive to review financial reports as quickly as possible. This has allowed the majority of caution letters to be issued and errors resolved before the next financial report is due, resulting in fewer violations in subsequent reporting periods. Consequently, charities are being assessed fewer fines. With help from the Licensing Branch, the Accounting Division has initiated a review to help charities with their reporting requirements of special charity gaming events, special limited charity fundraising events and raffles. In FY 2010, the Accounting Division established a process to determine and collect outstanding fees, fines and responses before issuance of a renewable license. Our staff continues to work hard with all licensees to assure compliance with all statutes and regulations related to financial reporting.

The Year In Review

County	Bingo Gross	Pulltab Gross	Raffle Gross	NC Prize Wheels Gross	Special License Gross	Ret'd Checks Collected	Ret'd Checks	Total Gross
Anderson	\$362,382.19	\$1,603,441.50	\$0.00	\$0.00	\$0.00	\$6,156.25	\$0.00	\$1,971,979.94
Ballard	\$53,400.00	\$212,307.00	\$0.00	\$0.00	\$0.00	\$0.00	\$0.00	\$265,707.00
Barren	\$125,581.00	\$550,237.00	\$20,135.30	\$0.00	\$0.00	\$1,933.00	\$0.00	\$697,886.30
Bath	\$0.00	\$0.00	\$30,000.00	\$0.00	\$0.00	\$0.00	\$0.00	\$30,000.00
Bell	\$4,106,677.89	\$16,291,861.00	\$0.00	\$0.00	\$28,730.00	\$3,976.00	\$0.00	\$20,431,244.89
Boone	\$829,881.20	\$3,764,768.22	\$240,660.45	\$0.00	\$231,596.83	\$6,756.00	\$1,285.00	\$5,072,377.70
Bourbon	\$194,193.31	\$858,518.26	\$6,760.00	\$0.00	\$11,340.00	\$7,507.00	\$2,830.00	\$1,075,488.57
Boyd	\$1,510,702.56	\$14,914,511.16	\$127,953.00	\$0.00	\$126,508.00	\$45,733.00	\$12,183.38	\$16,713,224.34
Boyle	\$374,366.75	\$1,745,854.99	\$0.00	\$0.00	\$23,057.00	\$6,137.00	\$0.00	\$2,149,415.74
Bracken	\$1,613.00	\$4,518.00	\$20,145.00	\$0.00	\$10,080.96	\$0.00	\$0.00	\$36,356.96
Breathitt	\$0.00	\$0.00	\$0.00	\$0.00	\$0.00	\$0.00	\$0.00	\$0.00
Breckinridge	\$290,148.00	\$947,112.00	\$6,630.00	\$0.00	\$80,009.85	\$1,899.00	\$0.00	\$1,325,798.85
Bullitt	\$805,497.43	\$3,573,230.71	\$5,106.86	\$0.00	\$126,136.34	\$5,723.00	\$0.00	\$4,515,694.34
Calloway	\$231,706.00	\$555,232.00	\$1,844.00	\$0.00	\$7,100.00	\$113.00	\$0.00	\$795,995.00
Campbell	\$652,544.25	\$1,503,720.00	\$368,728.40	\$0.00	\$367,852.50	\$200.00	\$0.00	\$2,893,045.15
Carlisle	\$0.00	\$0.00	\$0.00	\$0.00	\$21,958.65	\$0.00	\$0.00	\$21,958.65
Carroll	\$48,402.00	\$182,644.30	\$0.00	\$0.00	\$0.00	\$107.00	\$0.00	\$231,153.30
Carter	\$0.00	\$0.00	\$0.00	\$0.00	\$0.00	\$0.00	\$0.00	\$0.00
Casey	\$746.00	\$2,112.00	\$7,010.00	\$0.00	\$0.00	\$0.00	\$0.00	\$9,868.00
Christian	\$1,936,619.04	\$2,572,525.00	\$66,470.00	\$0.00	\$56,254.50	\$26,039.00	\$0.00	\$4,657,907.54
Clark	\$2,239,781.87	\$10,698,605.48	\$8,634.00	\$0.00	\$1,019.00	\$55,451.00	\$8,800.00	\$12,994,691.35
Crittenden	\$18,359.50	\$48,314.00	\$912.00	\$0.00	\$0.00	\$0.00	\$0.00	\$67,585.50
Daviess	\$2,178,000.65	\$5,900,939.14	\$538,741.90	\$0.00	\$158,946.18	\$9,999.01	\$0.00	\$8,786,626.88
Fayette	\$2,125,762.68	\$7,312,996.04	\$471,279.80	\$0.00	\$320,271.79	\$4,415.71	\$150.00	\$10,234,576.02
Fleming	\$303,966.25	\$2,185,248.31	\$11,020.00	\$0.00	\$0.00	\$11,575.50	\$2,820.00	\$2,508,990.06
Floyd	\$2,269,350.00	\$9,329,668.00	\$1,379.00	\$0.00	\$0.00	\$41,533.56	\$30,934.00	\$11,610,996.56
Franklin	\$791,563.42	\$1,652,771.65	\$418,078.19	\$0.00	\$27,889.81	\$5,642.13	\$0.00	\$2,895,945.20
Gallatin	\$5,640.00	\$21,237.00	\$0.00	\$0.00	\$0.00	\$0.00	\$0.00	\$26,877.00
Grant	\$230,272.00	\$1,056,359.50	\$0.00	\$0.00	\$0.00	\$1,455.00	\$0.00	\$1,288,086.50
Graves	\$865,785.99	\$2,166,930.33	\$94,442.78	\$0.00	\$45,810.44	\$0.00	\$0.00	\$3,172,969.54
Grayson	\$882,403.00	\$2,659,856.00	\$48,528.00	\$0.00	\$35,983.10	\$9,423.00	\$0.00	\$3,636,193.10
Green	\$118,503.50	\$253,781.00	\$0.00	\$0.00	\$4,155.00	\$325.00	\$0.00	\$376,764.50
Greenup	\$1,042,157.50	\$6,338,079.61	\$0.00	\$0.00	\$346.10	\$21,036.00	\$0.00	\$7,401,619.21
Hardin	\$2,649,378.13	\$10,146,975.00	\$68,449.00	\$0.00	\$50,278.00	\$33,715.40	\$0.00	\$12,948,795.53
Harrison	\$146,052.00	\$616,567.00	\$2,340.00	\$0.00	\$3,543.40	\$325.00	\$0.00	\$768,827.40
Henderson	\$1,266,339.68	\$3,120,258.65	\$18,859.60	\$0.00	\$74,685.96	\$480.00	\$0.00	\$4,480,623.89
Henry	\$331,052.49	\$1,280,009.64	\$222.00	\$0.00	\$0.00	\$8,195.00	\$0.00	\$1,619,479.13
Hickman	\$0.00	\$0.00	\$0.00	\$0.00	\$15,437.35	\$0.00	\$0.00	\$15,437.35
Hopkins	\$743,693.10	\$545,890.00	\$88,560.00	\$0.00	\$12,963.00	\$1,006.00	\$0.00	\$1,392,112.10
Jefferson	\$18,381,855.18	\$68,123,312.47	\$3,811,034.29	\$0.00	\$3,403,149.18	\$95,144.45	\$19,545.00	\$93,794,950.57
Jessamine	\$0.00	\$0.00	\$3,569.56	\$0.00	\$7,184.41	\$0.00	\$0.00	\$10,753.97
Kenton	\$2,763,453.39	\$9,102,862.20	\$589,305.70	\$0.00	\$810,180.12	\$14,683.75	\$6,683.00	\$13,273,802.16
Knox	\$0.00	\$0.00	\$58,744.50	\$0.00	\$13,245.00	\$0.00	\$0.00	\$71,989.50
Laurel	\$2,591,557.50	\$8,677,730.50	\$6,280.00	\$0.00	\$69,325.00	\$10,677.10	\$2,363.50	\$11,353,206.60
Letcher	\$130,644.00	\$407,808.00	\$0.00	\$0.00	\$0.00	\$1,967.00	\$0.00	\$540,419.00

The Year In Review

County	Bingo Gross	Pulltab Gross	Raffle Gross	NC Prize Wheels Gross	Special License Gross	Ret'd Checks Collected	Ret'd Checks	Total Gross
Lewis	\$20,563.00	\$87,586.00	\$0.00	\$0.00	\$0.00	\$0.00	\$0.00	\$108,149.00
Lincoln	\$183,388.51	\$694,135.00	\$0.00	\$0.00	\$0.00	\$8,118.00	\$0.00	\$885,641.51
Logan	\$50,131.01	\$24,617.00	\$0.00	\$0.00	\$0.00	\$1,590.00	\$0.00	\$76,338.01
Lyon	\$21,013.00	\$32,961.00	\$0.00	\$0.00	\$0.00	\$0.00	\$0.00	\$53,974.00
Madison	\$1,427,900.42	\$4,628,018.89	\$2,220.00	\$0.00	\$680.00	\$30,650.40	\$3,281.00	\$6,086,188.71
Marion	\$82,612.80	\$204,187.02	\$50,526.50	\$0.00	\$116,351.24	\$406.00	\$0.00	\$454,083.56
Marshall	\$13,002.00	\$38,956.00	\$408.00	\$0.00	\$0.00	\$80.00	\$0.00	\$52,446.00
Martin	\$301,522.00	\$1,507,766.00	\$0.00	\$0.00	\$0.00	\$1,455.00	\$0.00	\$1,810,743.00
Mason	\$659,575.94	\$4,577,806.53	\$83,931.85	\$0.00	\$0.00	\$11,688.00	\$0.00	\$5,333,002.32
McCracken	\$2,395,556.23	\$8,089,778.22	\$29,265.45	\$0.00	\$73,986.00	\$23,458.92	\$0.00	\$10,612,044.82
McCreary	\$413,434.75	\$1,109,844.00	\$0.00	\$0.00	\$0.00	\$3,291.00	\$0.00	\$1,526,569.75
McLean	\$0.00	\$0.00	\$0.00	\$0.00	\$2,100.00	\$0.00	\$0.00	\$2,100.00
Meade	\$295,003.41	\$2,797,729.63	\$14,942.00	\$0.00	\$62,780.69	\$4,455.00	\$0.00	\$3,174,910.73
Mercer	\$4,784.00	\$3,639.50	\$0.00	\$0.00	\$0.00	\$0.00	\$0.00	\$8,423.50
Metcalfe	\$1,059,693.00	\$4,254,624.00	\$1,487.00	\$0.00	\$0.00	\$10,802.00	\$0.00	\$5,326,606.00
Muhlenberg	\$76,670.00	\$305,376.00	\$0.00	\$0.00	\$0.00	\$85.00	\$0.00	\$382,131.00
Nelson	\$1,143,176.19	\$2,445,086.75	\$200,231.93	\$0.00	\$189,998.25	\$10,666.00	\$0.00	\$3,989,159.12
Nicholas	\$17,908.00	\$9,540.00	\$0.00	\$0.00	\$0.00	\$0.00	\$0.00	\$27,448.00
Ohio	\$64,684.00	\$240,589.00	\$0.00	\$0.00	\$0.00	\$300.00	\$0.00	\$305,573.00
Oldham	\$0.00	\$0.00	\$41,785.95	\$0.00	\$41,975.04	\$0.00	\$0.00	\$83,760.99
Owsley	\$5,741.00	\$5,648.00	\$397.00	\$0.00	\$5,613.00	\$0.00	\$0.00	\$17,399.00
Pendleton	\$185,369.00	\$614,490.00	\$0.00	\$0.00	\$5,472.00	\$0.00	\$0.00	\$805,331.00
Perry	\$929,045.00	\$3,506,829.25	\$29,255.00	\$0.00	\$0.00	\$11,452.00	\$1,701.00	\$4,474,880.25
Pike	\$1,754,155.00	\$5,395,886.00	\$41,343.50	\$0.00	\$11,250.00	\$10,730.00	\$0.00	\$7,213,364.50
Pulaski	\$3,049,065.95	\$10,184,603.00	\$119,468.62	\$0.00	\$3,900.00	\$13,325.04	\$18,667.50	\$13,351,695.11
Rockcastle	\$240,213.58	\$934,397.00	\$0.00	\$0.00	\$0.00	\$115.00	\$0.00	\$1,174,725.58
Rowan	\$389,935.00	\$1,780,596.00	\$0.00	\$0.00	\$0.00	\$4,455.00	\$7,922.00	\$2,167,064.00
Scott	\$402,377.00	\$1,583,796.00	\$164,300.17	\$0.00	\$43,943.00	\$50.00	\$0.00	\$2,194,466.17
Shelby	\$903,979.00	\$2,964,475.50	\$31,195.00	\$0.00	\$10,850.00	\$11,340.90	\$0.00	\$3,921,840.40
Simpson	\$5,715,370.20	\$17,059,592.22	\$22,944.75	\$0.00	\$0.00	\$10,718.00	\$7,705.11	\$22,800,920.06
Spencer	\$0.00	\$0.00	\$0.00	\$0.00	\$0.00	\$0.00	\$0.00	\$0.00
Taylor	\$0.00	\$322,313.00	\$0.00	\$0.00	\$0.00	\$0.00	\$0.00	\$322,313.00
Todd	\$1,621,563.60	\$7,069,168.52	\$0.00	\$0.00	\$0.00	\$5,700.00	\$0.00	\$8,696,432.12
Trigg	\$75,629.00	\$71,376.00	\$4,576.00	\$0.00	\$0.00	\$0.00	\$0.00	\$151,581.00
Union	\$223,807.50	\$190,490.90	\$10,676.50	\$0.00	\$18,770.92	\$0.00	\$0.00	\$443,745.82
Warren	\$1,275,314.50	\$4,501,694.00	\$4,930,354.42	\$0.00	\$14,169.00	\$1,695.00	\$0.00	\$10,723,226.92
Washington	\$153,219.00	\$424,266.00	\$53,256.70	\$0.00	\$13,958.50	\$1,710.00	\$0.00	\$646,410.20
Whitley	\$2,941,098.00	\$12,298,875.00	\$0.00	\$0.00	\$0.00	\$33,515.81	\$9,585.00	\$15,263,903.81
Woodford	\$159,728.00	\$487,480.00	\$0.00	\$0.00	\$32,950.84	\$0.00	\$0.00	\$680,158.84

*NC Prize Wheels Gross & Ret'd Checks do not reflect all activity during 2010

The Year In Review

County	Bingo Payouts	Pulltab Payouts	Raffle Payouts	NC Prize Wheels Payouts	Special License Payouts	Total Payouts
Anderson	\$441,827.00	\$1,235,349.00	\$0.00	\$0.00	\$0.00	\$1,677,176.00
Ballard	\$63,780.00	\$160,138.00	\$0.00	\$0.00	\$0.00	\$223,918.00
Barren	\$127,491.00	\$440,403.00	\$0.00	\$0.00	\$0.00	\$567,894.00
Bath	\$0.00	\$0.00	\$11,500.00	\$0.00	\$0.00	\$11,500.00
Bell	\$5,305,648.00	\$12,686,848.00	\$0.00	\$0.00	\$22,619.00	\$18,015,115.00
Boone	\$930,938.00	\$2,914,658.00	\$49,877.00	\$0.00	\$89,579.58	\$3,985,052.58
Bourbon	\$270,080.00	\$652,695.00	\$2,100.00	\$0.00	\$6,915.00	\$931,790.00
Boyd	\$2,194,675.00	\$11,850,500.00	\$26,232.00	\$0.00	\$54,370.00	\$14,125,777.00
Boyle	\$363,699.00	\$1,333,957.00	\$0.00	\$0.00	\$19,213.00	\$1,716,869.00
Bracken	\$960.00	\$3,400.00	\$6,750.00	\$0.00	\$2,250.00	\$13,360.00
Breathitt	\$0.00	\$0.00	\$0.00	\$0.00	\$0.00	\$0.00
Breckinridge	\$330,595.00	\$724,442.00	\$886.50	\$0.00	\$38,111.00	\$1,094,034.50
Bullitt	\$1,011,973.00	\$2,779,761.00	\$1,785.00	\$0.00	\$52,616.00	\$3,846,135.00
Calloway	\$274,743.00	\$416,304.00	\$855.00	\$0.00	\$5,650.00	\$697,552.00
Campbell	\$530,856.25	\$1,120,356.00	\$99,461.75	\$0.00	\$124,395.34	\$1,875,069.34
Carlisle	\$0.00	\$0.00	\$0.00	\$0.00	\$4,690.40	\$4,690.40
Carroll	\$59,920.00	\$139,953.00	\$0.00	\$0.00	\$0.00	\$199,873.00
Carter	\$0.00	\$0.00	\$0.00	\$0.00	\$0.00	\$0.00
Casey	\$373.00	\$1,488.00	\$3,600.00	\$0.00	\$0.00	\$5,461.00
Christian	\$1,723,517.00	\$1,839,080.00	\$21,149.25	\$0.00	\$6,601.67	\$3,590,347.92
Clark	\$2,844,452.00	\$8,027,109.50	\$3,750.00	\$0.00	\$0.00	\$10,875,311.50
Crittenden	\$18,718.00	\$36,485.00	\$456.00	\$0.00	\$0.00	\$55,659.00
Daviess	\$1,868,407.97	\$4,567,500.77	\$61,985.99	\$0.00	\$36,480.60	\$6,534,375.33
Fayette	\$2,108,445.00	\$5,621,880.50	\$78,630.59	\$0.00	\$104,000.00	\$7,912,956.09
Fleming	\$411,973.00	\$1,666,924.00	\$5,000.00	\$0.00	\$0.00	\$2,083,897.00
Floyd	\$3,032,162.00	\$7,129,511.00	\$0.00	\$0.00	\$0.00	\$10,161,673.00
Franklin	\$709,494.00	\$1,296,437.95	\$5,000.00	\$0.00	\$14,324.00	\$2,025,255.95
Gallatin	\$5,270.00	\$15,021.00	\$0.00	\$0.00	\$0.00	\$20,291.00
Grant	\$284,744.00	\$797,361.00	\$0.00	\$0.00	\$0.00	\$1,082,105.00
Graves	\$945,113.50	\$1,619,442.00	\$11,650.00	\$0.00	\$12,261.98	\$2,588,467.48
Grayson	\$990,118.50	\$1,997,489.00	\$21,975.00	\$0.00	\$25,712.75	\$3,035,295.25
Green	\$111,061.25	\$167,508.00	\$0.00	\$0.00	\$3,137.00	\$281,706.25
Greenup	\$1,148,304.00	\$4,962,799.00	\$0.00	\$0.00	\$0.00	\$6,111,103.00
Hardin	\$3,011,320.00	\$7,760,516.00	\$24,400.00	\$0.00	\$37,021.00	\$10,833,257.00
Harrison	\$176,741.00	\$470,100.00	\$480.00	\$0.00	\$1,243.25	\$648,564.25
Henderson	\$1,013,886.00	\$2,406,200.00	\$9,434.50	\$0.00	\$20,250.00	\$3,449,770.50
Henry	\$475,532.00	\$979,680.00	\$0.00	\$0.00	\$0.00	\$1,455,212.00
Hickman	\$0.00	\$0.00	\$0.00	\$0.00	\$2,689.75	\$2,689.75
Hopkins	\$595,008.40	\$404,828.00	\$8,400.00	\$0.00	\$9,706.00	\$1,017,942.40
Jefferson	\$21,806,167.96	\$51,644,703.25	\$752,795.61	\$0.00	\$1,251,041.43	\$75,454,708.25
Jessamine	\$0.00	\$0.00	\$1,000.00	\$0.00	\$4,207.74	\$5,207.74
Kenton	\$2,616,421.25	\$6,902,570.35	\$170,398.50	\$0.00	\$353,556.15	\$10,042,946.25
Knox	\$0.00	\$0.00	\$21,350.00	\$0.00	\$0.00	\$21,350.00
Laurel	\$3,008,213.00	\$6,744,315.00	\$1,485.00	\$0.00	\$31,750.00	\$9,785,763.00
Letcher	\$143,720.00	\$313,475.00	\$0.00	\$0.00	\$0.00	\$457,195.00

The Year In Review

County	Bingo Payouts	Pulltab Payouts	Raffle Payouts	NC Prize Wheels Payouts	Special License Payouts	Total Payouts
Lewis	\$30,012.00	\$61,258.00	\$0.00	\$0.00	\$0.00	\$91,270.00
Lincoln	\$187,064.00	\$512,915.00	\$0.00	\$0.00	\$0.00	\$699,979.00
Logan	\$38,907.00	\$17,550.00	\$0.00	\$0.00	\$0.00	\$56,457.00
Lyon	\$17,666.00	\$24,307.00	\$0.00	\$0.00	\$0.00	\$41,973.00
Madison	\$1,605,412.50	\$3,597,750.00	\$500.00	\$0.00	\$425.00	\$5,204,087.50
Marion	\$96,158.00	\$152,744.01	\$10,584.00	\$0.00	\$43,173.05	\$302,659.06
Marshall	\$11,705.05	\$28,648.00	\$204.00	\$0.00	\$0.00	\$40,557.05
Martin	\$489,089.00	\$1,163,094.00	\$0.00	\$0.00	\$0.00	\$1,652,183.00
Mason	\$823,299.00	\$3,592,996.00	\$41,026.00	\$0.00	\$0.00	\$4,457,321.00
McCracken	\$2,351,243.00	\$6,191,746.00	\$11,100.00	\$0.00	\$28,367.00	\$8,582,456.00
McCreary	\$484,336.00	\$842,858.00	\$0.00	\$0.00	\$0.00	\$1,327,194.00
McLean	\$0.00	\$0.00	\$0.00	\$0.00	\$1,300.00	\$1,300.00
Meade	\$296,473.35	\$2,196,553.50	\$7,400.00	\$0.00	\$27,487.70	\$2,527,914.55
Mercer	\$4,116.00	\$3,302.00	\$0.00	\$0.00	\$0.00	\$7,418.00
Metcalfe	\$978,194.00	\$3,248,662.00	\$591.00	\$0.00	\$0.00	\$4,227,447.00
Muhlenberg	\$74,604.00	\$237,999.00	\$0.00	\$0.00	\$0.00	\$312,603.00
Nelson	\$1,092,183.00	\$1,773,512.00	\$52,948.50	\$0.00	\$67,327.00	\$2,985,970.50
Nicholas	\$17,666.00	\$6,357.00	\$0.00	\$0.00	\$0.00	\$24,023.00
Ohio	\$71,463.50	\$182,233.00	\$0.00	\$0.00	\$0.00	\$253,696.50
Oldham	\$0.00	\$0.00	\$5,894.00	\$0.00	\$9,232.87	\$15,126.87
Owsley	\$5,448.75	\$3,778.00	\$176.50	\$0.00	\$240.00	\$9,643.25
Pendleton	\$228,428.00	\$457,876.00	\$0.00	\$0.00	\$2,678.00	\$688,982.00
Perry	\$1,103,631.00	\$2,713,057.00	\$7,700.00	\$0.00	\$0.00	\$3,824,388.00
Pike	\$1,950,340.00	\$4,142,887.00	\$0.00	\$0.00	\$5,450.00	\$6,098,677.00
Pulaski	\$3,317,256.00	\$7,863,465.00	\$17,338.50	\$0.00	\$1,900.00	\$11,199,959.50
Rockcastle	\$283,200.00	\$724,702.00	\$0.00	\$0.00	\$0.00	\$1,007,902.00
Rowan	\$428,837.00	\$1,164,578.00	\$0.00	\$0.00	\$0.00	\$1,593,415.00
Scott	\$477,408.00	\$1,193,195.00	\$18,000.00	\$0.00	\$15,000.00	\$1,703,603.00
Shelby	\$1,223,370.00	\$2,189,810.50	\$6,000.00	\$0.00	\$7,225.00	\$3,426,405.50
Simpson	\$5,191,577.00	\$13,088,941.50	\$0.00	\$0.00	\$0.00	\$18,280,518.50
Spencer	\$0.00	\$0.00	\$0.00	\$0.00	\$0.00	\$0.00
Taylor	\$0.00	\$255,655.00	\$0.00	\$0.00	\$0.00	\$255,655.00
Todd	\$1,480,000.00	\$5,473,085.00	\$0.00	\$0.00	\$0.00	\$6,953,085.00
Trigg	\$59,547.00	\$51,912.00	\$3,425.00	\$0.00	\$0.00	\$114,884.00
Union	\$173,638.50	\$145,339.00	\$2,303.00	\$0.00	\$3,347.25	\$324,627.75
Warren	\$1,327,284.00	\$3,428,671.00	\$246,295.00	\$0.00	\$6,550.00	\$5,008,800.00
Washington	\$140,833.00	\$323,684.00	\$9,950.00	\$0.00	\$6,494.00	\$480,961.00
Whitley	\$3,217,910.00	\$9,526,753.00	\$0.00	\$0.00	\$0.00	\$12,744,663.00
Woodford	\$188,095.00	\$378,170.00	\$0.00	\$0.00	\$17,840.34	\$584,105.34

*NC Prize Wheels Payouts does not reflect all activity during 2010

The Year In Review

County	Supplies-Equipment-CMD	Rent	Janitorial	Security	Bookkeeping
Anderson	\$61,705.96	\$33,950.00	\$0.00	\$0.00	\$0.00
Ballard	\$7,630.30	\$7,200.00	\$0.00	\$0.00	\$0.00
Barren	\$30,769.97	\$9,300.00	\$3,688.80	\$0.00	\$600.00
Bath	\$0.00	\$0.00	\$0.00	\$0.00	\$0.00
Bell	\$970,700.86	\$290,850.00	\$0.00	\$23,900.00	\$3,106.49
Boone	\$180,606.47	\$22,150.00	\$12,515.00	\$0.00	\$4,684.34
Bourbon	\$46,067.47	\$49,050.00	\$0.00	\$0.00	\$2,095.00
Boyd	\$593,884.87	\$124,450.64	\$17,950.00	\$35,617.68	\$22,304.66
Boyle	\$98,547.17	\$38,800.00	\$0.00	\$0.00	\$1,350.00
Bracken	\$0.00	\$0.00	\$0.00	\$0.00	\$0.00
Breathitt	\$0.00	\$0.00	\$0.00	\$0.00	\$0.00
Breckinridge	\$49,849.34	\$0.00	\$7,740.00	\$0.00	\$0.00
Bullitt	\$172,087.43	\$72,100.00	\$0.00	\$7,940.00	\$0.00
Calloway	\$24,243.38	\$0.00	\$0.00	\$0.00	\$1,500.00
Campbell	\$71,749.96	\$0.00	\$11,100.00	\$2,000.00	\$1,940.00
Carlisle	\$423.47	\$0.00	\$0.00	\$0.00	\$0.00
Carroll	\$11,179.57	\$0.00	\$0.00	\$0.00	\$160.00
Carter	\$0.00	\$0.00	\$0.00	\$0.00	\$0.00
Casey	\$339.20	\$0.00	\$0.00	\$0.00	\$0.00
Christian	\$197,840.08	\$59,950.00	\$6,210.00	\$0.00	\$6,325.00
Clark	\$465,407.69	\$406,100.00	\$0.00	\$10,635.00	\$13,886.34
Crittenden	\$1,902.28	\$0.00	\$0.00	\$0.00	\$0.00
Daviess	\$317,990.68	\$184,063.00	\$0.00	\$34,520.00	\$16,005.00
Fayette	\$498,984.72	\$423,315.00	\$0.00	\$30,300.00	\$4,150.00
Fleming	\$112,345.13	\$56,650.00	\$0.00	\$5,200.00	\$0.00
Floyd	\$684,355.29	\$171,350.00	\$0.00	\$0.00	\$0.00
Franklin	\$67,564.69	\$5,395.00	\$2,940.00	\$4,785.00	\$3,100.00
Gallatin	\$1,391.67	\$0.00	\$0.00	\$0.00	\$0.00
Grant	\$30,048.88	\$21,450.00	\$0.00	\$0.00	\$5,400.00
Graves	\$108,161.74	\$57,525.00	\$12,332.00	\$0.00	\$13,117.40
Grayson	\$120,591.90	\$0.00	\$15,180.00	\$0.00	\$10,320.00
Green	\$12,156.61	\$0.00	\$1,200.00	\$0.00	\$4,090.00
Greenup	\$320,703.98	\$89,000.00	\$13,850.00	\$0.00	\$4,290.00
Hardin	\$648,425.41	\$269,720.00	\$40,997.01	\$21,150.00	\$18,420.68
Harrison	\$32,476.56	\$0.00	\$0.00	\$0.00	\$0.00
Henderson	\$213,556.44	\$214,900.00	\$0.00	\$22,763.75	\$2,400.00
Henry	\$66,338.13	\$0.00	\$400.00	\$0.00	\$6,137.50
Hickman	\$0.00	\$0.00	\$0.00	\$0.00	\$0.00
Hopkins	\$56,929.55	\$0.00	\$4,437.63	\$0.00	\$1,321.01
Jefferson	\$3,462,661.90	\$2,952,744.77	\$33,945.31	\$335,266.75	\$22,818.62
Jessamine	\$315.88	\$0.00	\$0.00	\$0.00	\$0.00
Kenton	\$601,585.47	\$143,110.00	\$17,282.00	\$18,057.00	\$12,156.00
Knox	\$0.00	\$1,200.00	\$200.00	\$0.00	\$0.00
Laurel	\$572,626.74	\$122,360.00	\$9,800.00	\$4,604.00	\$10,800.00
Letcher	\$16,956.54	\$11,100.00	\$1,015.00	\$435.00	\$0.00

The Year In Review

County	Supplies- Equipment-CMD	Rent	Janitorial	Security	Bookkeeping
Lewis	\$9,061.94	\$0.00	\$500.00	\$0.00	\$329.95
Lincoln	\$35,361.06	\$0.00	\$6,030.00	\$0.00	\$2,490.00
Logan	\$981.03	\$0.00	\$770.00	\$0.00	\$0.00
Lyon	\$885.36	\$0.00	\$0.00	\$0.00	\$0.00
Madison	\$205,105.17	\$198,850.00	\$36,200.00	\$0.00	\$17,715.00
Marion	\$12,574.55	\$0.00	\$0.00	\$0.00	\$0.00
Marshall	\$1,305.13	\$0.00	\$0.00	\$0.00	\$300.00
Martin	\$54,896.44	\$9,475.00	\$0.00	\$0.00	\$0.00
Mason	\$152,843.76	\$46,175.00	\$0.00	\$0.00	\$2,400.00
McCracken	\$311,870.73	\$374,759.84	\$0.00	\$30,604.50	\$2,000.00
McCreary	\$44,338.43	\$29,650.00	\$200.00	\$105.00	\$0.00
McLean	\$0.00	\$0.00	\$0.00	\$0.00	\$0.00
Meade	\$115,718.05	\$12,987.59	\$8,160.00	\$0.00	\$0.00
Mercer	\$454.74	\$0.00	\$0.00	\$0.00	\$0.00
Metcalfe	\$161,833.03	\$90,025.00	\$12,377.16	\$13,404.97	\$1,853.34
Muhlenberg	\$11,268.86	\$14,100.00	\$0.00	\$0.00	\$0.00
Nelson	\$223,827.56	\$95,700.00	\$2,400.00	\$0.00	\$0.00
Nicholas	\$802.61	\$0.00	\$0.00	\$0.00	\$0.00
Ohio	\$10,705.21	\$0.00	\$0.00	\$0.00	\$0.00
Oldham	\$1,270.79	\$0.00	\$0.00	\$75.00	\$0.00
Owsley	\$1,095.09	\$0.00	\$0.00	\$0.00	\$0.00
Pendleton	\$29,533.67	\$14,400.00	\$0.00	\$0.00	\$0.00
Perry	\$159,253.70	\$52,500.00	\$0.00	\$15,080.00	\$2,000.00
Pike	\$432,270.12	\$170,250.00	\$0.00	\$405.00	\$4,778.00
Pulaski	\$648,972.94	\$416,525.00	\$38,980.00	\$7,470.00	\$3,050.00
Rockcastle	\$60,267.36	\$19,000.00	\$0.00	\$0.00	\$0.00
Rowan	\$130,146.34	\$59,400.00	\$0.00	\$0.00	\$0.00
Scott	\$74,180.92	\$83,200.00	\$0.00	\$0.00	\$0.00
Shelby	\$112,141.33	\$117,850.00	\$0.00	\$0.00	\$685.00
Simpson	\$1,262,628.09	\$743,925.00	\$103,955.00	\$63,409.30	\$10,390.00
Spencer	\$0.00	\$0.00	\$0.00	\$0.00	\$0.00
Taylor	\$11,726.78	\$0.00	\$0.00	\$0.00	\$1,720.00
Todd	\$266,938.64	\$140,500.00	\$45,440.00	\$14,700.00	\$2,175.00
Trigg	\$2,839.80	\$0.00	\$0.00	\$0.00	\$0.00
Union	\$18,656.77	\$9,000.00	\$0.00	\$0.00	\$0.00
Warren	\$152,188.45	\$200.00	\$14,900.00	\$5,720.00	\$0.00
Washington	\$19,092.24	\$0.00	\$520.00	\$0.00	\$0.00
Whitley	\$914,970.70	\$375,905.00	\$58,530.25	\$11,780.00	\$7,919.00
Woodford	\$17,644.81	\$0.00	\$0.00	\$0.00	\$2,700.00