

2015 Annual Report

Jan. 1, 2015 – Dec. 31, 2015



Kentucky Department of Charitable Gaming

The Year In Review

2015 Charitable Gaming Advisory Commission

Secretary Ambrose Wilson IV

Public Protection Cabinet
Frankfort, Kentucky
Member by virtue of office

Proxy Heather Combs

Attorney General Jack Conway

Office of the Attorney General
Frankfort, Kentucky
Member by virtue of office

Proxy Benjamin Long

James K. "Kent" Pleasants

Lexington, KY
Certified Public Accountants
Term Expires July 10, 2017

Michael Hayes

Louisville, KY
Member at Large
Term Expires July 10, 2018

Carlos Pugh

Frankfort, KY
Joint Executive Council of Veterans Organization
Term Expires July 10, 2015

Monica Rath

Newport, KY
Volunteer Firefighters
Term Expires July 10, 2019

Jennifer M. McKenna

Frankfort, KY
Catholic Organizations
Term Expires July 10, 2016

Robert L. Clark

Louisville, KY
Kentucky Charitable Gaming Association
Term Expires July 10, 2018

Larry Cleveland

Frankfort, KY
Commonwealth Attorney's
Term Expires July 10, 2015

The Year In Review

DCG Outlook

The focus of the Kentucky Department of Charitable Gaming is educating the public on the statutes and regulations that govern the charitable gaming industry, emphasizing the importance of charitable gaming to the citizens and communities across the Commonwealth of Kentucky, and ensuring the integrity and accountability of a \$347 million dollar cash industry. The department is consistently examining methods used across the state for ways to make charitable gaming easier and more profitable for charities. The department's number one goal is to ensure every dollar made available in charitable gaming ends up in the hands of the charities in order to achieve their charitable purpose.

The department continues to seek ways to be more service friendly, helpful and find new ways to assist the charities in maintaining compliance. The department staff is committed to enhancing and improving our outreach efforts and is here to help charities with questions, concerns, or issues that may arise. We look forward to working with you and best wishes to each and every organization in reaching their charitable goal.

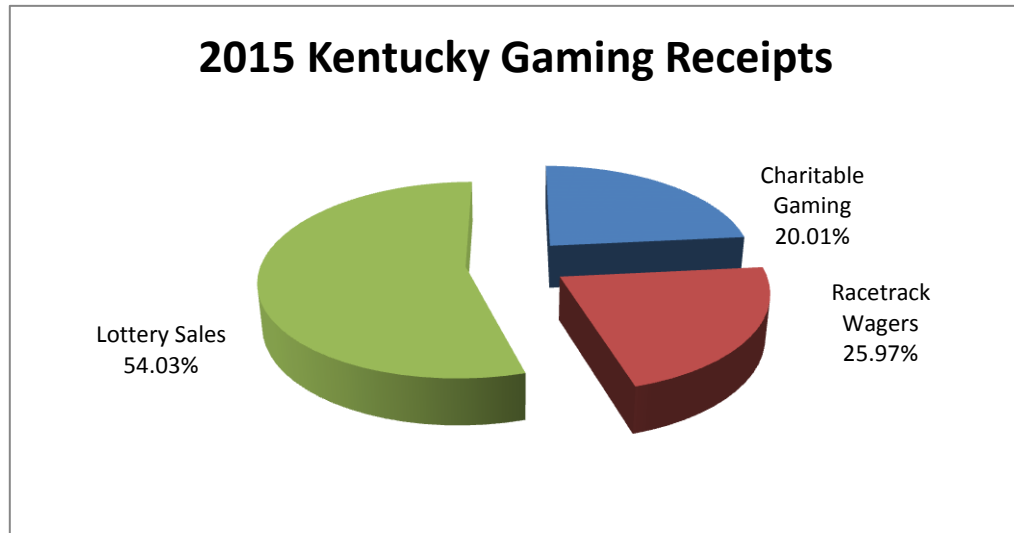
Set forth below are annual budget appropriations for the last five years, together with the corresponding staff complement for the period and each year's gross receipts fee. The Department of Charitable Gaming is required by statute to be self-supporting through a fee collected on gross gaming receipts paid by more than 579 Kentucky Licensed Charitable Gaming Organizations, while an additional 818 licenses are classified as exempt because they earn below \$25,000 annually. Effective July 1, 2007, KRS 238.570 was amended to allow adjustment to this fee based on annual gross receipts by October 1 of each odd-numbered year.

| Fiscal Year | Budget Appropriation | # of Staff | Fee |
|-------------|----------------------|------------|--------|
| 2011 | \$2,834,500 | 37 | .00764 |
| 2012 | \$3,299,500 | 34 | .00764 |
| 2013 | \$3,498,600 | 32 | .00914 |
| 2014 | \$3,818,850 | 34 | .00914 |
| 2015 | \$4,310,564 | 34 | .00962 |

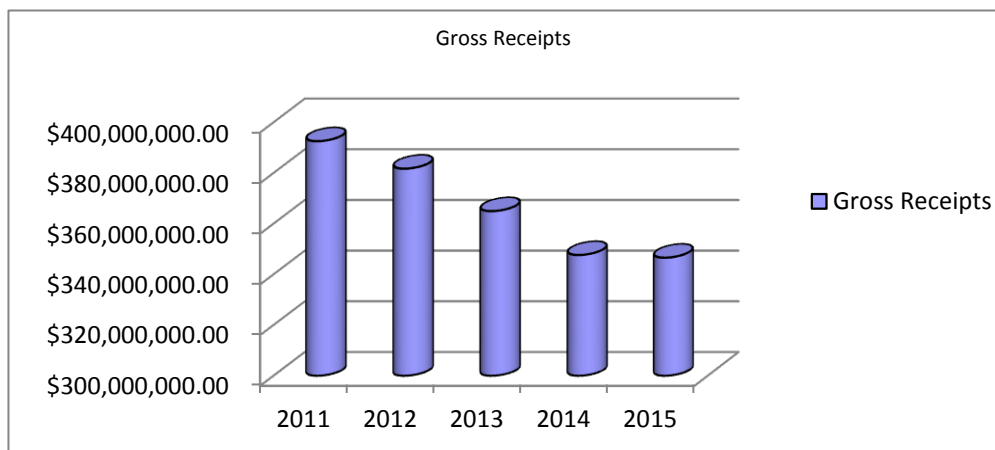
The Year In Review

Gross Receipts

Of the three types of legalized gaming in Kentucky, charitable gaming received over \$347.6 million in gross receipts, or 20.01 percent of the dollars wagered. The Kentucky Lottery had the largest amount of gaming revenue, capturing approximately \$938.6 million, or 54.03 percent in gross receipts, while horses racing wagered receipts were approximately \$451.1 million, or 25.97 percent.




- The gross receipts of a charitable gaming organization are defined as the money taken at the door before payouts or expenses are deducted. In 2015, the gross receipts for Kentucky’s charitable gaming organizations were **\$346,556,926.31**
- The following chart represents the comparison with previous years:



The Year In Review

Retention Percentage

Kentucky has a statutory 40 percent retention percentage. Charities must retain 40 percent of their adjusted gross receipts and devote these proceeds to their charitable purposes. The retention percentage (money available for charities to be used) was 64.08 percent in 2015.



The Year In Review

Charitable Organizations/Types of Licensees

The Department of Charitable Gaming licenses not only charitable organizations, but also the manufacturers of gaming supplies, distributors of gaming supplies, and the facilities in which charitable gaming occurs. Charitable gaming organizations include churches, schools, bands, sports programs, veterans groups, fire and rescue departments, arts organizations, animal welfare groups, history or museum organizations, and others.

In order to qualify for a gaming license, an organization must have an IRS 501(c)(3), (4), (8), (10), or (19) exempt organization status, or be a school, institution of higher education, or state college or university. Since the department's creation, one-third of charitable gaming licensees are Catholic charities (churches, schools, or men's groups). Organizations associated with military veterans make up the second largest group of licensees. Together, these two groups account for approximately half of Kentucky's 1,417 licensed charitable gaming organizations, 565 licensed organizations and 852 exempt licenses in 2015.

In 2015, the numbers of regulated entities/events overseen by the Department of Charitable Gaming breaks down as follows:

| | |
|---------------|-----|
| Organizations | 565 |
| Manufacturers | 29 |
| Distributors | 19 |
| Facilities | 34 |
| Exempt | 852 |
| CFE * | 225 |
| SLCFE ** | 70 |

*Charity Fundraising Event

**Special Limited Charity Fundraising Event

The Year In Review

Audit Branch

The Audit Branch of the Kentucky Department of Charitable Gaming is located within our Enforcement Division. The Audit Branch offers assistance to charitable gaming organizations with the accurate reporting of their charitable gaming operations and proceeds. Also, the Audit Branch works as an integral part of the investigative process.

This is accomplished by the following:

- Training- to ensure that gaming organizations are as thoroughly familiar as possible with the gaming regulations and statutes.
- Reporting- to assist charities with the accurate reporting of the results of their gaming operations and the remittance of the fee due based on the gross receipts generated by those operations.
- Audits- examining the financial records of a charity to ensure that all statutory and regulatory requirements have been met.
- Sixty-five audits were assigned during 2015. Of the 65, 6 were completed and published. Fifty-nine were carried over to 2016.
- Seventeen Audits from 2014 were completed and published for a total of 23 in 2015.

In addition to the training, reporting and auditing activities, all members of the audit branch staff have worked on and assisted with multiple criminal investigations.

Investigative Branch

The Investigative Branch is part of the Enforcement Division. The main function of this branch is to investigate complaints of criminal activity regarding charitable gaming within the Commonwealth of Kentucky.

The Investigative Branch is overseen by the Director of Enforcement. In fiscal year 2015 there were four investigators and one Administrative Specialist III assigned to the Enforcement Division. The investigators' main duties are focused on investigating complaints and/or alleged criminal activity. They are located throughout the Commonwealth of Kentucky. Criminal allegations may include theft, criminal possession of a forged instrument, promoting gambling, possession of gambling devices, participation in a continuing criminal enterprise, diversion of charitable gaming funds, tax evasion and money laundering.

The Investigative Branch works hand in hand with the Audit Branch and the Licensing and Compliance Branch as well as with local, state and federal law enforcement agencies, joint task forces and prosecutors in order to enhance the investigation of criminal charitable gaming cases.

The Year In Review

Legal Branch

The legal branch of the office had a successful, efficient, and productive year in 2015. The main focus and achievement of the branch was the successful introduction and implementation of electronic pulltabs in Kentucky pursuant to KRS 238.545 and 820 KAR 1:033. Electronic pulltabs became operational in the state on March 1, 2016.

The legal branch also continued its efforts to increase efficiency in the processing and handling of administrative actions and appeals. A total of 323 Notices of Proposed Administrative Action were issued in 2015. Only three of those are still unresolved, which represents the highest rate of efficiency in the department's history.

Additionally, all charities failing to meet the 40% retention rate will be notified by the end of March, also the earliest date in recent years for notification.

Accounting Section

In FY 2015, the Accounting Section continued its efforts to assure that financial reports are reviewed within the two month deadline established by KRS 238. 560(3)(d) while maintaining a high quality of financial review. As a result, most charities were able to correct deficiencies in their financial reporting processes before the next quarterly financial report was due. The Accounting Section also partnered with the Licensing Branch to streamline the reporting requirements for special charity gaming events, special limited charity fundraising events and raffles. The Accounting Section and Audit Branch worked together to identify and audit organizations that demonstrated a pattern of financial anomalies to assure that all fundraising gaming efforts were being properly used for charitable purposes.

The Year In Review

| County | Bingo Gross | Pulltab Gross | Raffle Gross | NC Prize Wheels Gross | Special License Gross | Ret'd Checks Collected | Ret'd Checks |
|--------------|-----------------|-----------------|----------------|-----------------------|-----------------------|------------------------|--------------|
| Adair | \$386,766.93 | \$1,021,271.55 | \$18,363.12 | \$0.00 | \$0.00 | \$4,846.00 | \$6,311.00 |
| Anderson | \$337,662.35 | \$1,844,223.00 | \$1,693.00 | \$0.00 | \$266.00 | \$11,229.00 | \$8,953.00 |
| Barren | \$0.00 | \$0.00 | \$28,583.75 | \$0.00 | \$4,225.00 | \$0.00 | \$0.00 |
| Bath | \$0.00 | \$0.00 | \$30,000.00 | \$0.00 | \$0.00 | \$0.00 | \$105.00 |
| Bell | \$3,303,205.90 | \$14,380,706.82 | \$34,028.00 | \$0.00 | \$33,162.00 | \$2,140.00 | \$9,490.00 |
| Boone | \$950,860.50 | \$4,666,819.64 | \$207,742.75 | \$0.00 | \$303,165.69 | \$5,596.00 | \$9,766.00 |
| Boyd | \$999,151.00 | \$8,394,302.59 | \$334,601.00 | \$0.00 | \$0.00 | \$27,904.00 | \$25,600.00 |
| Boyle | \$270,951.00 | \$958,379.00 | \$3,550.00 | \$0.00 | \$78,554.67 | \$1,863.00 | \$975.00 |
| Bracken | \$3,066.00 | \$5,101.00 | \$16,243.00 | \$0.00 | \$33,252.00 | \$0.00 | \$0.00 |
| Breckinridge | \$180,540.00 | \$940,708.00 | \$1,156.00 | \$0.00 | \$61,436.37 | \$1,443.00 | \$914.00 |
| Bullitt | \$883,158.00 | \$3,725,901.76 | \$57,752.50 | \$10,743.54 | \$47,528.00 | \$4,570.00 | \$4,471.00 |
| Calloway | \$138,624.00 | \$385,788.00 | \$20,741.00 | \$0.00 | \$12,895.00 | \$1,100.00 | \$1,200.00 |
| Campbell | \$764,553.00 | \$2,106,458.75 | \$367,490.65 | \$7,900.65 | \$471,886.26 | \$221.00 | \$185.00 |
| Carlisle | \$0.00 | \$0.00 | \$0.00 | \$0.00 | \$20,794.00 | \$0.00 | \$0.00 |
| Carroll | \$62,621.00 | \$508,507.75 | \$37.00 | \$0.00 | \$5,219.00 | \$0.00 | \$0.00 |
| Christian | \$1,451,650.00 | \$1,741,864.00 | \$59,168.00 | \$0.00 | \$7,027.00 | \$2,630.00 | \$5,101.00 |
| Clark | \$1,346,375.12 | \$6,466,881.82 | \$69,547.95 | \$0.00 | \$5,760.00 | \$49,217.00 | \$53,326.00 |
| Clinton | \$0.00 | \$0.00 | \$35,000.00 | \$0.00 | \$0.00 | \$0.00 | \$0.00 |
| Daviess | \$1,910,774.06 | \$5,131,941.15 | \$429,760.80 | \$16,793.80 | \$425,802.30 | \$5,367.00 | \$4,325.00 |
| Fayette | \$1,719,338.49 | \$8,033,657.86 | \$484,849.59 | \$0.00 | \$372,990.57 | \$8,550.23 | \$12,145.00 |
| Fleming | \$129,574.00 | \$735,585.00 | \$5,581.00 | \$0.00 | \$0.00 | \$7,045.00 | \$6,820.00 |
| Floyd | \$1,786,868.00 | \$6,634,581.50 | \$24,394.00 | \$0.00 | \$0.00 | \$31,675.00 | \$35,690.00 |
| Franklin | \$797,789.00 | \$1,483,055.24 | \$250,912.50 | \$0.00 | \$7,464.35 | \$9,915.00 | \$12,651.65 |
| Grant | \$234,874.00 | \$979,286.00 | \$0.00 | \$0.00 | \$0.00 | \$1,400.00 | \$1,360.00 |
| Graves | \$441,816.93 | \$1,040,694.70 | \$17,500.00 | \$0.00 | \$126,050.00 | \$0.00 | \$0.00 |
| Grayson | \$695,254.00 | \$2,331,238.00 | \$42,721.00 | \$83.00 | \$10,739.65 | \$10,988.00 | \$9,178.00 |
| Green | \$26,823.20 | \$117,130.62 | \$0.00 | \$0.00 | \$0.00 | \$300.00 | \$535.00 |
| Greenup | \$1,045,102.51 | \$4,837,251.50 | \$12,552.82 | \$0.00 | \$11,921.00 | \$21,164.00 | \$23,637.00 |
| Hardin | \$1,988,040.26 | \$8,186,096.00 | \$143,572.00 | \$310.55 | \$95,940.00 | \$17,804.00 | \$14,845.00 |
| Harlan | \$281,404.00 | \$423,237.00 | \$1,748.00 | \$0.00 | \$676.00 | \$0.00 | \$400.00 |
| Harrison | \$132,933.00 | \$682,951.00 | \$0.00 | \$0.00 | \$0.00 | \$860.00 | \$840.00 |
| Henderson | \$762,880.80 | \$2,256,664.00 | \$97,947.80 | \$0.00 | \$53,344.75 | \$0.00 | \$0.00 |
| Henry | \$0.00 | \$0.00 | \$74,307.75 | \$0.00 | \$0.00 | \$0.00 | \$100.00 |
| Hickman | \$0.00 | \$0.00 | \$0.00 | \$0.00 | \$14,918.00 | \$0.00 | \$0.00 |
| Hopkins | \$716,705.00 | \$752,649.00 | \$67,038.50 | \$1,703.10 | \$1,170.00 | \$0.00 | \$0.00 |
| Jefferson | \$15,492,233.34 | \$66,250,209.66 | \$5,309,070.70 | \$97,836.57 | \$3,371,458.05 | \$36,995.00 | \$55,208.50 |
| Jessamine | \$0.00 | \$90,204.00 | \$5,005.00 | \$0.00 | \$0.00 | \$0.00 | \$0.00 |
| Kenton | \$1,354,125.11 | \$5,559,938.00 | \$758,163.25 | \$120.00 | \$993,826.45 | \$3,177.28 | \$8,362.00 |
| Knox | \$0.00 | \$0.00 | \$7,669.10 | \$0.00 | \$9,393.00 | \$0.00 | \$0.00 |
| Laurel | \$1,277,304.50 | \$6,497,985.00 | \$56,045.00 | \$0.00 | \$0.00 | \$4,506.00 | \$8,638.00 |

The Year In Review

| County | Bingo Gross | Pulltab Gross | Raffle Gross | NC Prize Wheels Gross | Special License Gross | Ret'd Checks Collected | Ret'd Checks |
|------------|----------------|-----------------|----------------|--------------------------|--------------------------|---------------------------|--------------|
| Letcher | \$0.00 | \$0.00 | \$2,209.00 | \$0.00 | \$0.00 | \$0.00 | \$0.00 |
| Lewis | \$0.00 | \$105,992.00 | \$0.00 | \$0.00 | \$0.00 | \$0.00 | \$0.00 |
| Lincoln | \$236,388.00 | \$617,825.00 | \$0.00 | \$0.00 | \$0.00 | \$1,365.00 | \$665.00 |
| Lyon | \$21,166.75 | \$24,319.00 | \$752.00 | \$0.00 | \$8,600.00 | \$0.00 | \$0.00 |
| Madison | \$1,318,585.52 | \$5,078,012.79 | \$24,384.00 | \$0.00 | \$13,523.00 | \$19,616.00 | \$20,723.66 |
| Marion | \$43,486.00 | \$123,917.75 | \$39,336.75 | \$5,480.37 | \$162,193.32 | \$0.00 | \$0.00 |
| Marshall | \$0.00 | \$0.00 | \$70,757.97 | \$0.00 | \$0.00 | \$0.00 | \$0.00 |
| Martin | \$241,290.00 | \$937,400.00 | \$0.00 | \$0.00 | \$0.00 | \$3,455.00 | \$3,700.00 |
| Mason | \$722,105.00 | \$4,793,228.00 | \$70,386.00 | \$0.00 | \$55,811.10 | \$9,289.00 | \$7,522.00 |
| Mccracken | \$2,312,636.40 | \$8,101,720.97 | \$32,298.00 | \$0.00 | \$46,748.50 | \$19,892.00 | \$29,233.00 |
| Mccreary | \$164,150.00 | \$709,562.50 | \$3,536.00 | \$0.00 | \$979.00 | \$2,646.00 | \$1,716.00 |
| Meade | \$243,618.86 | \$3,763,990.70 | \$15,013.00 | \$0.00 | \$150,936.76 | \$11,000.00 | \$9,420.00 |
| Metcalfe | \$1,048,037.50 | \$5,075,300.00 | \$2,398.00 | \$0.00 | \$0.00 | \$12,375.00 | \$16,412.00 |
| Muhlenberg | \$81,163.00 | \$333,080.00 | \$28,659.00 | \$0.00 | \$0.00 | \$760.00 | \$730.00 |
| Nelson | \$800,064.75 | \$2,469,775.00 | \$387,641.01 | \$2,324.71 | \$259,389.48 | \$16,535.95 | \$12,194.00 |
| Oldham | \$0.00 | \$0.00 | \$93,268.70 | \$0.00 | \$46,688.00 | \$0.00 | \$70.00 |
| Pendleton | \$141,168.00 | \$468,000.00 | \$0.00 | \$0.00 | \$0.00 | \$178.00 | \$975.00 |
| Perry | \$644,286.00 | \$2,691,496.00 | \$81,680.00 | \$0.00 | \$0.00 | \$8,000.00 | \$9,120.00 |
| Pike | \$1,139,603.00 | \$5,627,550.00 | \$93,414.00 | \$0.00 | \$0.00 | \$3,415.00 | \$7,155.00 |
| Powell | \$83,957.00 | \$433,764.00 | \$37,315.00 | \$0.00 | \$0.00 | \$0.00 | \$0.00 |
| Pulaski | \$1,743,110.12 | \$6,404,803.00 | \$200,651.25 | \$0.00 | \$0.00 | \$33,543.00 | \$29,654.82 |
| Rowan | \$457,596.00 | \$2,002,477.54 | \$43,505.80 | \$0.00 | \$7,995.00 | \$530.00 | \$525.00 |
| Scott | \$404,946.00 | \$1,540,514.00 | \$2,060.00 | \$0.00 | \$0.00 | \$100.00 | \$650.00 |
| Shelby | \$363,200.00 | \$1,074,185.00 | \$24,013.00 | \$27.00 | \$0.00 | \$4,253.00 | \$2,633.00 |
| Simpson | \$6,057,860.12 | \$17,476,753.05 | \$72,023.70 | \$0.00 | \$0.00 | \$9,902.00 | \$12,981.00 |
| Taylor | \$0.00 | \$167,165.00 | \$4,834.00 | \$0.00 | \$0.00 | \$0.00 | \$0.00 |
| Todd | \$1,414,342.13 | \$6,994,995.00 | \$3,049.00 | \$0.00 | \$0.00 | \$4,522.00 | \$11,524.00 |
| Trigg | \$49,400.00 | \$67,012.50 | \$5,432.00 | \$0.00 | \$7,223.00 | \$0.00 | \$0.00 |
| Union | \$201,309.50 | \$200,296.00 | \$24,753.60 | \$791.11 | \$18,185.61 | \$1,049.00 | \$529.00 |
| Warren | \$579,671.00 | \$1,380,611.00 | \$5,233,148.58 | \$0.00 | \$7,814.14 | \$0.00 | \$30.00 |
| Washington | \$125,333.00 | \$321,492.00 | \$44,258.00 | \$0.00 | \$28,088.82 | \$2,741.00 | \$1,520.00 |
| Whitley | \$2,374,892.48 | \$9,342,596.00 | \$98,874.00 | \$0.00 | \$0.00 | \$29,389.26 | \$58,260.00 |
| Woodford | \$184,280.00 | \$576,490.00 | \$106,428.00 | \$0.00 | \$42,904.25 | \$0.00 | \$0.00 |

The Year In Review

| County | Bingo Payouts | Pulltab Payouts | Raffle Payouts | NC Prize Wheels Payouts | Special License Payouts |
|--------------|-----------------|-----------------|----------------|-------------------------|-------------------------|
| Adair | \$464,065.00 | \$769,222.00 | \$13,121.00 | \$0.00 | \$0.00 |
| Anderson | \$454,680.00 | \$1,417,690.00 | \$2,262.00 | \$0.00 | \$133.00 |
| Barren | \$0.00 | \$0.00 | \$11,204.32 | \$0.00 | \$850.00 |
| Bath | \$0.00 | \$0.00 | \$11,500.00 | \$0.00 | \$0.00 |
| Bell | \$4,536,029.00 | \$11,094,734.00 | \$19,290.00 | \$0.00 | \$24,680.00 |
| Boone | \$988,136.63 | \$3,549,482.00 | \$94,916.94 | \$0.00 | \$93,732.84 |
| Boyd | \$1,394,072.00 | \$6,376,999.00 | \$145,175.70 | \$0.00 | \$0.00 |
| Boyle | \$272,875.22 | \$712,431.00 | \$1,605.00 | \$0.00 | \$47,196.15 |
| Bracken | \$2,699.00 | \$3,688.00 | \$6,797.00 | \$0.00 | \$12,157.00 |
| Breckinridge | \$208,780.00 | \$733,579.00 | \$303.50 | \$0.00 | \$10,724.60 |
| Bullitt | \$1,047,712.00 | \$2,668,996.00 | \$33,488.85 | \$1,583.05 | \$17,341.00 |
| Calloway | \$151,453.00 | \$291,265.00 | \$18,030.40 | \$0.00 | \$8,139.50 |
| Campbell | \$789,326.00 | \$1,559,059.50 | \$112,619.22 | \$1,840.84 | \$168,949.62 |
| Carlisle | \$0.00 | \$0.00 | \$0.00 | \$0.00 | \$7,796.32 |
| Carroll | \$64,045.00 | \$396,307.00 | \$27.00 | \$0.00 | \$1,514.00 |
| Christian | \$1,376,160.50 | \$1,231,639.00 | \$13,111.16 | \$0.00 | \$3,555.00 |
| Clark | \$1,482,972.00 | \$4,782,613.00 | \$41,208.32 | \$0.00 | \$1,556.08 |
| Clinton | \$0.00 | \$0.00 | \$19,855.00 | \$0.00 | \$0.00 |
| Daviess | \$1,744,679.75 | \$3,894,595.10 | \$108,739.12 | \$0.00 | \$103,213.62 |
| Fayette | \$1,781,526.91 | \$5,394,191.42 | \$175,832.63 | \$0.00 | \$132,553.89 |
| Fleming | \$158,039.00 | \$556,594.00 | \$3,522.00 | \$0.00 | \$0.00 |
| Floyd | \$2,108,269.00 | \$5,046,172.50 | \$18,131.61 | \$0.00 | \$0.00 |
| Franklin | \$767,680.00 | \$1,142,031.00 | \$24,743.29 | \$0.00 | \$3,747.50 |
| Grant | \$331,606.00 | \$728,009.00 | \$0.00 | \$0.00 | \$0.00 |
| Graves | \$529,403.24 | \$767,204.32 | \$7,250.00 | \$0.00 | \$52,862.12 |
| Grayson | \$792,644.00 | \$1,792,781.00 | \$19,227.82 | \$0.00 | \$8,209.00 |
| Green | \$30,001.35 | \$86,567.00 | \$0.00 | \$0.00 | \$0.00 |
| Greenup | \$1,124,284.00 | \$3,769,399.00 | \$15,427.00 | \$0.00 | \$9,267.00 |
| Hardin | \$2,274,036.12 | \$6,291,938.00 | \$71,558.29 | \$0.00 | \$57,073.51 |
| Harlan | \$227,300.00 | \$430,302.00 | \$1,350.00 | \$0.00 | \$475.00 |
| Harrison | \$176,682.00 | \$516,629.00 | \$0.00 | \$0.00 | \$0.00 |
| Henderson | \$599,863.00 | \$1,733,698.00 | \$26,197.00 | \$0.00 | \$11,667.50 |
| Henry | \$0.00 | \$0.00 | \$26,558.95 | \$0.00 | \$0.00 |
| Hickman | \$0.00 | \$0.00 | \$0.00 | \$0.00 | \$5,449.61 |
| Hopkins | \$579,207.00 | \$564,409.00 | \$12,364.49 | \$0.00 | \$860.00 |
| Jefferson | \$18,241,479.75 | \$50,582,721.20 | \$1,732,546.14 | \$4,728.70 | \$1,174,305.01 |
| Jessamine | \$0.00 | \$68,148.00 | \$1,543.00 | \$0.00 | \$0.00 |
| Kenton | \$1,461,874.45 | \$4,179,562.60 | \$309,225.21 | \$0.00 | \$369,982.16 |
| Knox | \$0.00 | \$0.00 | \$3,000.00 | \$0.00 | \$0.00 |
| Laurel | \$1,717,000.00 | \$5,133,616.00 | \$56,201.00 | \$0.00 | \$0.00 |

The Year In Review

| County | Bingo Payouts | Pulltab Payouts | Raffle Payouts | NC Prize Wheels Payouts | Special License Payouts |
|------------|----------------|-----------------|----------------|-------------------------|-------------------------|
| Letcher | \$0.00 | \$0.00 | \$500.00 | \$0.00 | \$0.00 |
| Lewis | \$0.00 | \$83,184.00 | \$0.00 | \$0.00 | \$0.00 |
| Lincoln | \$237,416.00 | \$459,950.00 | \$0.00 | \$0.00 | \$0.00 |
| Lyon | \$16,266.00 | \$16,747.00 | \$270.00 | \$0.00 | \$4,960.00 |
| Madison | \$1,516,308.00 | \$3,938,899.00 | \$10,217.50 | \$0.00 | \$12,548.00 |
| Marion | \$43,640.00 | \$86,158.43 | \$22,259.43 | \$0.00 | \$68,834.12 |
| Marshall | \$0.00 | \$0.00 | \$0.00 | \$0.00 | \$0.00 |
| Martin | \$373,800.00 | \$731,788.00 | \$0.00 | \$0.00 | \$0.00 |
| Mason | \$973,471.00 | \$3,731,580.50 | \$45,869.86 | \$0.00 | \$16,499.66 |
| Mccracken | \$2,421,567.15 | \$6,165,893.00 | \$8,850.00 | \$0.00 | \$18,831.00 |
| Mccreary | \$202,430.00 | \$537,918.00 | \$1,768.00 | \$0.00 | \$979.00 |
| Meade | \$288,962.00 | \$2,993,486.00 | \$7,485.65 | \$0.00 | \$70,642.80 |
| Metcalfe | \$1,012,853.00 | \$3,845,204.00 | \$1,572.00 | \$0.00 | \$0.00 |
| Muhlenberg | \$74,241.00 | \$263,230.00 | \$30,745.00 | \$0.00 | \$0.00 |
| Nelson | \$808,316.72 | \$1,854,504.00 | \$134,570.01 | \$596.04 | \$103,392.76 |
| Oldham | \$0.00 | \$0.00 | \$15,932.38 | \$0.00 | \$21,863.27 |
| Pendleton | \$177,590.00 | \$346,395.00 | \$0.00 | \$0.00 | \$0.00 |
| Perry | \$775,391.00 | \$2,085,647.00 | \$17,266.95 | \$0.00 | \$0.00 |
| Pike | \$1,419,498.00 | \$4,335,193.00 | \$27,036.50 | \$0.00 | \$0.00 |
| Powell | \$111,589.00 | \$320,955.00 | \$34,897.30 | \$0.00 | \$0.00 |
| Pulaski | \$1,827,509.89 | \$4,928,196.00 | \$80,898.70 | \$0.00 | \$0.00 |
| Rowan | \$443,030.00 | \$1,456,819.50 | \$55,385.60 | \$0.00 | \$5,960.00 |
| Scott | \$462,057.00 | \$1,158,633.00 | \$1,367.10 | \$0.00 | \$0.00 |
| Shelby | \$489,511.00 | \$807,394.50 | \$8,976.00 | \$0.00 | \$0.00 |
| Simpson | \$5,890,154.75 | \$13,295,025.50 | \$27,634.73 | \$0.00 | \$0.00 |
| Taylor | \$0.00 | \$130,971.00 | \$3,296.00 | \$0.00 | \$0.00 |
| Todd | \$1,415,000.00 | \$5,384,304.00 | \$940.50 | \$0.00 | \$0.00 |
| Trigg | \$44,232.00 | \$45,556.00 | \$4,071.00 | \$0.00 | \$5,138.00 |
| Union | \$154,038.00 | \$152,816.00 | \$4,100.50 | \$0.00 | \$4,156.00 |
| Warren | \$642,108.00 | \$1,053,322.89 | \$1,935,050.38 | \$0.00 | \$4,296.76 |
| Washington | \$129,632.00 | \$244,889.00 | \$12,459.00 | \$0.00 | \$5,134.96 |
| Whitley | \$2,798,712.00 | \$7,173,810.00 | \$72,843.70 | \$0.00 | \$0.00 |
| Woodford | \$206,964.00 | \$445,513.00 | \$61,868.10 | \$0.00 | \$24,682.25 |

The Year In Review

| County | Supplies-Equipment-CMD | Rent | Janitorial Services | Security | Bookkeeping |
|--------------|------------------------|----------------|---------------------|--------------|-------------|
| Adair | \$39,972.38 | \$12,000.00 | \$5,200.00 | \$11,420.00 | \$0.00 |
| Anderson | \$80,827.39 | \$32,700.00 | \$0.00 | \$0.00 | \$0.00 |
| Barren | \$500.07 | \$0.00 | \$0.00 | \$0.00 | \$0.00 |
| Bath | \$0.00 | \$0.00 | \$0.00 | \$0.00 | \$0.00 |
| Bell | \$944,709.02 | \$242,800.00 | \$15,422.99 | \$3,500.00 | \$6,200.00 |
| Boone | \$228,791.18 | \$42,350.00 | \$11,475.00 | \$4,567.50 | \$2,118.69 |
| Boyd | \$402,345.01 | \$63,800.00 | \$15,160.00 | \$28,221.21 | \$22,129.50 |
| Boyle | \$84,115.77 | \$19,175.00 | \$3,660.00 | \$0.00 | \$0.00 |
| Bracken | \$840.05 | \$0.00 | \$0.00 | \$0.00 | \$0.00 |
| Breckinridge | \$44,024.50 | \$60.00 | \$7,125.00 | \$0.00 | \$0.00 |
| Bullitt | \$178,611.86 | \$83,750.00 | \$0.00 | \$10,200.00 | \$0.00 |
| Calloway | \$13,147.47 | \$0.00 | \$0.00 | \$0.00 | \$0.00 |
| Campbell | \$118,976.17 | \$1,229.69 | \$15,300.00 | \$699.99 | \$2,045.00 |
| Carlisle | \$516.75 | \$0.00 | \$0.00 | \$0.00 | \$0.00 |
| Carroll | \$21,219.70 | \$0.00 | \$0.00 | \$0.00 | \$0.00 |
| Christian | \$130,000.17 | \$57,000.00 | \$900.00 | \$0.00 | \$0.00 |
| Clark | \$320,975.41 | \$279,350.00 | \$0.00 | \$10,265.00 | \$10,087.00 |
| Clinton | \$0.00 | \$0.00 | \$0.00 | \$0.00 | \$0.00 |
| Daviess | \$306,854.46 | \$194,670.00 | \$2,000.00 | \$34,895.00 | \$17,950.00 |
| Fayette | \$483,924.91 | \$305,816.20 | \$4,115.00 | \$35,425.00 | \$10,029.15 |
| Fleming | \$43,019.33 | \$12,250.00 | \$0.00 | \$2,450.00 | \$0.00 |
| Floyd | \$533,337.08 | \$121,000.00 | \$6,240.00 | \$0.00 | \$0.00 |
| Franklin | \$76,252.40 | \$0.00 | \$0.00 | \$0.00 | \$850.00 |
| Grant | \$50,298.72 | \$30,000.00 | \$0.00 | \$0.00 | \$0.00 |
| Graves | \$53,837.59 | \$10,500.00 | \$6,120.00 | \$0.00 | \$5,762.00 |
| Grayson | \$117,881.10 | \$0.00 | \$17,875.00 | \$0.00 | \$11,240.00 |
| Green | \$4,573.90 | \$0.00 | \$0.00 | \$0.00 | \$1,000.00 |
| Greenup | \$281,268.20 | \$93,500.00 | \$9,375.00 | \$0.00 | \$9,225.00 |
| Hardin | \$464,918.37 | \$168,280.00 | \$34,048.00 | \$7,800.00 | \$8,577.84 |
| Harlan | \$19,334.34 | \$8,500.00 | \$1,575.00 | \$1,925.00 | \$0.00 |
| Harrison | \$29,346.51 | \$0.00 | \$0.00 | \$0.00 | \$0.00 |
| Henderson | \$152,454.66 | \$63,475.00 | \$0.00 | \$14,320.00 | \$3,195.00 |
| Henry | \$0.00 | \$0.00 | \$0.00 | \$0.00 | \$0.00 |
| Hickman | \$413.40 | \$0.00 | \$0.00 | \$0.00 | \$0.00 |
| Hopkins | \$71,331.29 | \$0.00 | \$2,937.92 | \$0.00 | \$0.00 |
| Jefferson | \$3,451,886.01 | \$2,453,296.50 | \$14,155.00 | \$285,527.41 | \$14,821.88 |
| Jessamine | \$2,673.32 | \$0.00 | \$0.00 | \$0.00 | \$0.00 |
| Kenton | \$293,446.39 | \$0.00 | \$15,623.72 | \$31,269.74 | \$13,987.70 |

The Year In Review

| County | Supplies- Equipment-CMD | Rent | Janitorial Services | Security | Bookkeeping |
|------------|----------------------------|--------------|------------------------|-------------|-------------|
| Laurel | \$356,603.63 | \$26,250.00 | \$9,554.07 | \$3,725.00 | \$4,952.00 |
| Letcher | \$0.00 | \$0.00 | \$0.00 | \$0.00 | \$0.00 |
| Lewis | \$4,110.68 | \$0.00 | \$0.00 | \$0.00 | \$0.00 |
| Lincoln | \$32,061.22 | \$0.00 | \$0.00 | \$0.00 | \$615.00 |
| Lyon | \$954.32 | \$0.00 | \$0.00 | \$0.00 | \$0.00 |
| Madison | \$219,784.38 | \$179,900.00 | \$24,800.00 | \$0.00 | \$10,325.00 |
| Marion | \$10,979.81 | \$0.00 | \$0.00 | \$0.00 | \$7.63 |
| Marshall | \$0.00 | \$0.00 | \$0.00 | \$0.00 | \$0.00 |
| Martin | \$35,365.01 | \$0.00 | \$0.00 | \$0.00 | \$0.00 |
| Mason | \$204,884.95 | \$0.00 | \$0.00 | \$0.00 | \$1,150.00 |
| Mccracken | \$352,305.07 | \$384,025.00 | \$140.83 | \$32,877.50 | \$4,000.00 |
| Mccreary | \$38,002.45 | \$16,800.00 | \$3,500.00 | \$0.00 | \$0.00 |
| Meade | \$146,394.53 | \$16,033.60 | \$8,320.00 | \$300.00 | \$340.00 |
| Metcalfe | \$194,656.32 | \$102,000.00 | \$21,700.00 | \$14,875.19 | \$0.00 |
| Muhlenberg | \$13,841.65 | \$15,300.00 | \$1,900.00 | \$0.00 | \$0.00 |
| Nelson | \$192,455.57 | \$81,990.00 | \$0.00 | \$153.00 | \$800.00 |
| Oldham | \$726.49 | \$0.00 | \$0.00 | \$0.00 | \$0.00 |
| Pendleton | \$23,132.53 | \$14,400.00 | \$0.00 | \$0.00 | \$0.00 |
| Perry | \$124,710.78 | \$50,973.50 | \$0.00 | \$7,600.00 | \$0.00 |
| Pike | \$391,250.19 | \$211,400.00 | \$0.00 | \$0.00 | \$6,275.00 |
| Powell | \$22,373.14 | \$0.00 | \$0.00 | \$0.00 | \$0.00 |
| Pulaski | \$424,026.21 | \$221,398.00 | \$39,475.00 | \$400.00 | \$1,600.00 |
| Rowan | \$170,204.49 | \$71,300.00 | \$0.00 | \$0.00 | \$5,500.00 |
| Scott | \$83,233.09 | \$83,200.00 | \$0.00 | \$0.00 | \$0.00 |
| Shelby | \$45,337.90 | \$55,000.00 | \$11,441.00 | \$0.00 | \$1,500.00 |
| Simpson | \$1,446,179.37 | \$704,107.00 | \$48,097.77 | \$31,238.00 | \$16,847.50 |
| Taylor | \$8,124.90 | \$0.00 | \$0.00 | \$0.00 | \$1,315.00 |
| Todd | \$286,221.53 | \$124,500.00 | \$62,740.00 | \$21,630.00 | \$6,417.83 |
| Trigg | \$3,070.19 | \$0.00 | \$0.00 | \$0.00 | \$0.00 |
| Union | \$16,226.02 | \$11,000.00 | \$300.00 | \$0.00 | \$0.00 |
| Warren | \$52,936.86 | \$0.00 | \$3,050.00 | \$0.00 | \$0.00 |
| Washington | \$18,121.62 | \$0.00 | \$0.00 | \$0.00 | \$0.00 |
| Whitley | \$658,337.56 | \$218,873.22 | \$36,850.00 | \$6,700.00 | \$1,600.00 |
| Woodford | \$26,029.70 | \$0.00 | \$0.00 | \$0.00 | \$1,000.00 |