



PUBLIC PROTECTION
CABINET

Department of Charitable Gaming

2024 Annual Report

January 1, 2024 – December 31, 2024

Advisory Commission Members 2024

Secretary Ray Perry

Public Protection Cabinet
Member by Virtue of office

Aaron Silletto, representing **Attorney General Russell Coleman**

Frankfort, KY 40601
Member by Virtue of office

Herbie McKee

Henderson, KY 42420
Commonwealth Attorney Association
Term Expires July 10, 2028

William Redwine

Morehead, KY 40351
Member at Large
Term Expires July 10, 2026

Brandon Mayes

Prospect, KY 40059
Certified Public Accountants
Term Expires July 10, 2025

Father Jim Sichko

Richmond, KY 40475
Catholic Organizations
Term Expires July 10, 2028

Vacant

Volunteer Firefighters

Vacant

JECVO – Joint Executive Council Veterans Organizations

The Kentucky Department of Charitable Gaming (“DCG” or “the Department”) educates the public on the statutes and regulations that govern the charitable gaming industry and ensures the integrity and accountability of a \$1.3-billion industry. The Department examines charitable gaming methods used across the Commonwealth and explores new approaches to make the industry more profitable for charities. The Department understands the importance of charitable gaming and works to ensure that charitable gaming proceeds are used to achieve charitable purposes.

The Department continues to focus on customer service and efficiency and endeavors to assist charities in maintaining compliance. DCG staff is committed to enhancing and improving our outreach efforts, and our staff is readily available to address questions, concerns, or issues. We look forward to working with Kentucky organizations to reach their charitable goals.

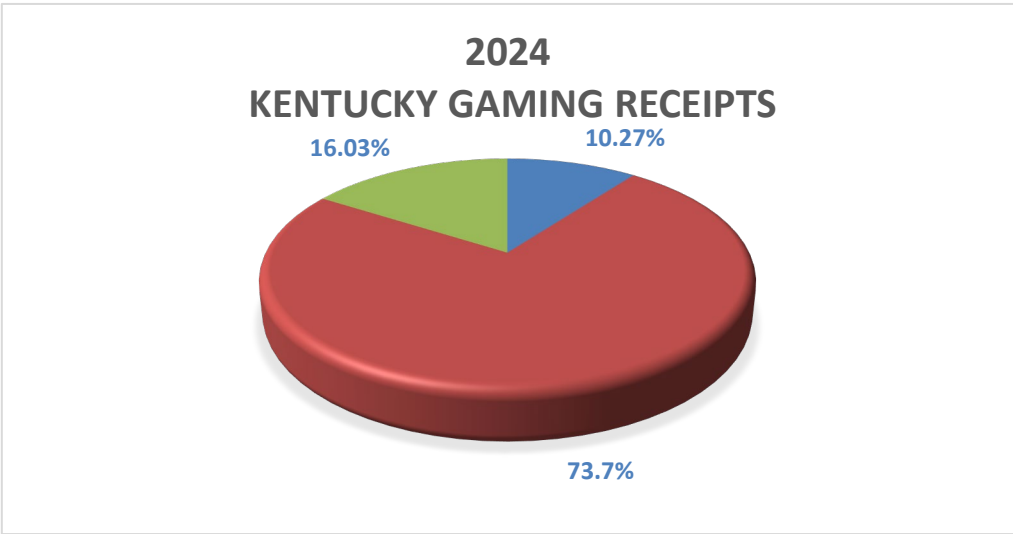
Annual Budget Appropriations

The chart below shows annual budget appropriations for the last five years, together with the corresponding Department staff complement for the period and each year’s gross receipts fee. The Department is required by statute to be self-supporting through fees on gross charitable gaming receipts, which are paid by more than 621 Kentucky-licensed charitable gaming organizations. An additional 889 organizations conduct charitable gaming and are exempt from licensure because they earn below \$25,000 annually. Effective July 1, 2007, KRS 238.570 was amended to allow adjustment to this fee based on annual gross receipts as of October 1 of each odd-numbered year.

Fiscal Year (July 1 – June 30)	Budget Appropriation	No. of Staff	Fee
2020	\$4,333,900	32	0.771%
2021	\$3,795,200	29	0.628%
2022	\$3,804,100	35	0.628%
2023	\$4,048,700	39	0.575%
2024	\$4,206,900	37	0.575%

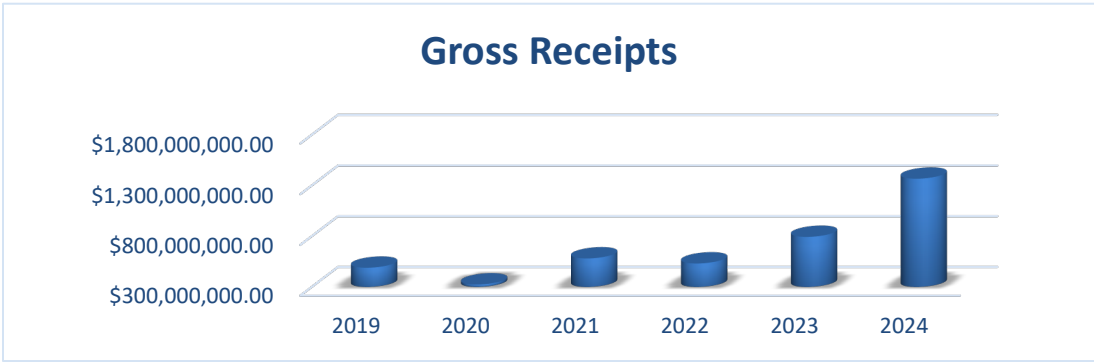
Gross Receipts

Of the three types of legal gaming in Kentucky, charitable gaming received over \$1.3 billion in gross receipts during 2024, which constitutes approximately 10.27 percent of the dollars wagered. Kentucky horse racing had the largest amount of gaming revenue, capturing over \$8 billion (73.7 percent) in gross receipts, while the Kentucky Lottery had receipts of over \$2.098 billion (16.03 percent).



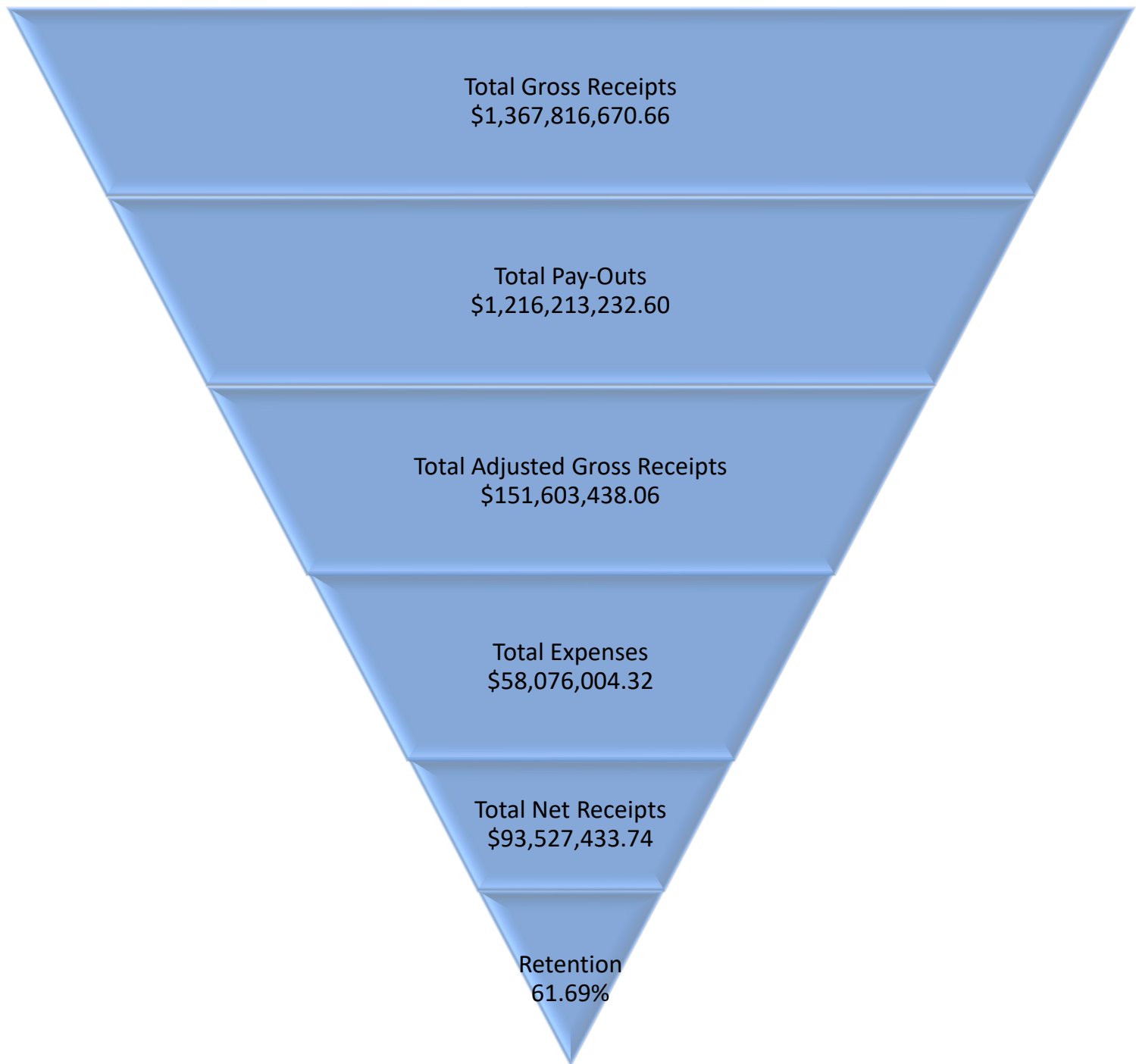
*Data from the Kentucky Horse Racing Commission and the Kentucky Lottery Corporation are based on the 2024 fiscal year, and the Department of Charitable Gaming’s gross receipts are based on the 2024 calendar year.

- The gross receipts of a charitable gaming organization are defined as the monies received before prize payouts or expenses are deducted. In 2024, the gross receipts for Kentucky’s licensed charitable gaming organizations totaled **\$1,367,816,670.66**.
- The following chart represents the gross receipts comparison over the previous five years:



Retention Percentage

Kentucky law requires licensed charitable organizations to retain at least 40 percent of their adjusted gross receipts derived from charitable gaming and devote these proceeds to their charitable purposes. The statewide retention percentage (money available for charitable purposes) was 64.21 percent in 2024.



Types of Licensees

KRS 238.505(3) defines “charitable organization” as “a nonprofit entity organized for charitable, religious, educational, literary, civic, fraternal, or patriotic purposes.” The licensed charitable gaming organizations in the Commonwealth of Kentucky include, but are not limited to, churches, schools, school bands, athletic programs, sports programs, veterans’ groups, fraternal orders of police departments, fire and rescue departments, animal welfare organizations, organizations that promote art and dance, museums, organizations for the disabled, and organizations for women and children. In addition to licensing charitable organizations, the Department also licenses the manufacturers of gaming supplies, the distributors of gaming supplies, and charitable gaming facilities.

To qualify for a charitable gaming license, an organization must have an IRS 501(c)(3), (4), (8), (10), or (19) tax exempt status, be covered under a group ruling issued by the Internal Revenue Service or be organized within the Commonwealth of Kentucky as a common school, as an institution of higher education, or as a state college or university. Below are the number of licenses issued for each type of licensee in 2024:

Licensee	Licenses Issued
Organizations	621
Manufacturers	28
Distributors	17
Facilities	156

Special Event licenses issued to licensed charitable organizations:

CFE *	217
SLCFE **	67

*Charity Fundraising Event

**Special Limited Charity Fundraising Event

A qualifying charitable organization with gross receipts from charitable gaming that do not exceed a total of \$25,000 per year shall be exempt from some licensure requirements but must comply with all provisions relating to the conduct of charitable gaming. See KRS 238.535(1) and (2). In 2024, there were 746 exempt charitable organizations that conducted charitable gaming in this manner. These organizations reported generating \$3,971,315.43 in gross receipts for 2024, which are not counted in DCG’s figures for licensed charitable organizations.

Audit Branch

The Audit Branch of the Department is organized within the Department's Enforcement Division. The Audit Branch assists charitable gaming organizations with the accurate reporting of their charitable gaming operations and proceeds. Also, the Audit Branch conducts audits of DCG licensees working as an integral part of the investigative process.

This is accomplished by the following:

- **Training:** The Audit Branch assists charitable gaming organizations with becoming knowledgeable about the gaming regulations and statutes. During this period Audit Branch personnel have assisted with all the in-house training sessions and two off-site training sessions. The Audit Branch also has continued to offer training and assistance by phone and email.
- **Reporting:** The Audit Branch assists charities with the accurate reporting of the results of their charitable gaming operations and the remittance of the fee due based on the gross receipts generated by those operations. Organizations' reporting questions are received and answered by both phone and email on a continuing basis.
- **Audits:** Auditors examine the financial records of charities to ensure that all statutory and regulatory requirements have been met and that all money generated by charitable gaming activities is spent to further their charitable purposes. Eight audits—some assisting with charitable gaming investigations and one assisting Alcoholic Beverage Control—were started during 2024. Five of these were completed in 2024, and four audits begun in 2023 were completed in 2024, for a total of nine audits completed in 2024. Of the three 2024 audits that were not completed, two have been completed in 2025.
- **Investigations:** The audit branch assists with investigations as needed on an ongoing basis. Currently, the audit branch is assisting with five investigations of organizations that have had complaints filed against them. One such investigation started in 2022, and four investigations started in 2023 remain ongoing.
- **License Renewals and Settlement Agreements:** In 2024, the Audit Branch has examined the records of one charitable organization to assess the validity of an appeal filed on a 40% violation, reviewed the records of an organization for a License Renewal Agreement, and reviewed the records of one organization applying for a license renewal that resulted in a denial of the renewal application.

Accounting Section

In FY 2024, the Accounting Section continued to maintain a high-quality review process while also assuring that financial reports are reviewed within the two-month deadline established by KRS 238. 560(3)(d). As a result, most charities were able to correct deficiencies in financial reporting processes before the next quarterly financial report was due.

The Accounting Section also partnered with the Licensing Branch to streamline the reporting requirements for special charity gaming events, special limited charity fundraising events, and raffles. The Accounting Section and Audit Branch worked together to identify and audit organizations that demonstrated a pattern of financial anomalies. This effort further assures that all fundraising gaming efforts were being properly used for charitable purposes.

Investigative Branch

The Investigative Branch of the Department is part of the Enforcement Division and is overseen by the Director of Enforcement. This branch is tasked with investigating complaints of criminal activity regarding charitable gaming within the Commonwealth of Kentucky.

These investigators are located throughout the state and focus on investigating complaints and alleged criminal activity. Criminal allegations may include theft, criminal possession of a forged instrument, the promotion of gambling, possession of gambling devices, participation in a continuing criminal enterprise, diversion of charitable gaming funds, tax evasion, and money laundering.

The Investigative Branch works in conjunction with the Department's Audit, Licensing, and Compliance Branches, as well as local, state, and federal law enforcement agencies, joint task forces, and prosecutors to enhance the investigation of criminal charitable gaming cases.

In 2024, the Department received 67 complaints from throughout the state that were assigned to the Enforcement Division or Compliance Branch.

The Investigative Branch was assigned 27 of the complaints received, closing 24, referring 3 to other law enforcement agencies, with 13 ongoing investigations from previous years.

Legal Division

The Charitable Gaming Legal Division continued to promote efficiency in the processing and handling of administrative actions and appeals. The Legal Division issued a total of 252 Notices of Violation ("NOV"), which sought penalties ranging from administrative warnings to suspensions of charitable gaming licenses. This represented a decrease from the 267 such NOVs issued in 2023. Thirty-three of these cases were appealed, with 30 of the appealed cases being resolved by a pre-hearing settlement. As of the date of this report, two cases are set for an evidentiary hearing before the PPC's Office of Administrative Hearings, and another is awaiting the appointment of the hearing officer. Of the 252 NOVs, ten were issued to licensed charitable organizations for failure to meet the 40 percent retention threshold required by KRS 238.536, which represents a decrease from 2023, in which the Department issued 49 such violations.

2024 Gross Receipts							
County	Bingo Gross	Pulltab Gross	Electronic Pulltab Gross	Raffle	NC Prize Wheels Gross	Special License Gross	Ret'd Checks Collected
				Gross			
Adair	\$379,996.50	\$608,717.00	\$2,038,450.25	\$468.00	\$0.00	\$0.00	\$0.00
Allen	\$58,194.00	\$277,805.00	\$0.00	\$36,012.41	\$0.00	\$0.00	\$0.00
Anderson	\$387,317.00	\$2,455,833.00	\$55,318.50	\$362,614.45	\$0.00	\$3,802.00	\$446.00
Barren	\$326,882.81	\$1,650,416.00	\$853,959.75	\$45,115.20	\$0.00	\$9,535.00	\$6,660.00
Bath	\$0.00	\$39,212.00	\$1,056,081.75	\$32,839.00	\$0.00	\$0.00	\$0.00
Bell	\$1,731,956.00	\$7,597,529.00	\$6,960,295.75	\$34,946.00	\$0.00	\$6,630.00	\$300.00
Boone	\$570,105.00	\$3,634,121.30	\$26,630,870.00	\$237,183.00	\$37.00	\$246,374.07	\$200.00
Bourbon	\$0.00	\$0.00	\$2,143,910.25	\$0.00	\$0.00	\$0.00	\$0.00
Boyd	\$435,805.00	\$3,745,304.00	\$16,710,067.25	\$162,697.00	\$0.00	\$5,889.96	\$4,220.00
Boyle	\$146,256.00	\$656,683.00	\$17,646,665.97	\$49,614.40	\$0.00	\$0.00	\$0.00
Bracken	\$3,830.00	\$3,101.00	\$2,329,412.75	\$607.00	\$0.00	\$28,193.56	\$0.00
Breathitt	\$54,278.00	\$79,458.00	\$272,157.25	\$4,350.00	\$0.00	\$0.00	\$0.00
Breckinridge	\$163,135.00	\$791,984.00	\$1,368,089.00	\$2,635.00	\$0.00	\$77,358.67	\$1,560.00
Bullitt	\$774,820.50	\$3,317,762.47	\$14,688,310.33	\$260,204.00	\$4,188.50	\$55,547.86	\$1,075.00
Butler	\$34,613.00	\$90,714.00	\$1,896,556.50	\$7,712.00	\$0.00	\$0.00	\$0.00
Caldwell	\$0.00	\$3,004.00	\$3,204,581.50	\$13,843.40	\$0.00	\$0.00	\$0.00
Calloway	\$276,345.33	\$1,013,061.00	\$4,884,426.25	\$83,146.52	\$0.00	\$25,265.00	\$950.00
Campbell	\$414,101.00	\$1,731,899.00	\$29,034,346.00	\$512,045.62	\$4,009.50	\$503,706.42	\$0.00
Carlisle	\$0.00	\$0.00	\$0.00	\$0.00	\$0.00	\$22,305.31	\$0.00
Carroll	\$0.00	\$250,039.00	\$4,026,392.50	\$28,635.00	\$0.00	\$0.00	\$0.00
Carter	\$373,198.00	\$2,504,569.00	\$10,220,021.50	\$45,735.00	\$0.00	\$0.00	\$380.00
Casey	\$0.00	\$0.00	\$0.00	\$16,096.00	\$5,465.84	\$1,399.50	\$0.00
Christian	\$507,200.00	\$688,627.09	\$35,963,371.10	\$64,489.00	\$0.00	\$350.00	\$3,385.00
Clark	\$995,110.69	\$4,859,316.73	\$3,417,572.95	\$7,371.00	\$0.00	\$0.00	\$3,085.00
Clinton	\$0.00	\$0.00	\$0.00	\$35,000.00	\$0.00	\$0.00	\$0.00
Cumberland	\$0.00	\$0.00	\$0.00	\$38,900.00	\$0.00	\$0.00	\$0.00
Daviess	\$1,325,210.01	\$3,230,152.17	\$102,176,999.50	\$729,142.13	\$8,583.02	\$181,716.15	\$0.00
Estill	\$0.00	\$3,600.00	\$27,103.25	\$6,450.00	\$0.00	\$0.00	\$0.00
Fayette	\$469,621.43	\$2,011,098.56	\$21,264,476.55	\$1,969,250.01	\$0.00	\$358,994.85	\$0.00
Fleming	\$121,110.00	\$819,397.00	\$5,683,599.25	\$137,061.12	\$0.00	\$0.00	\$0.00
Floyd	\$2,489,861.00	\$5,143,914.41	\$22,825,475.35	\$26,767.00	\$0.00	\$0.00	\$3,860.00
Franklin	\$156,015.00	\$800,725.00	\$25,996,082.73	\$706,846.92	\$75.00	\$70,050.50	\$0.00
Grant	\$40,796.00	\$114,197.00	\$210,805.50	\$0.00	\$0.00	\$0.00	\$0.00
Graves	\$0.00	\$0.00	\$0.00	\$60,880.00	\$0.00	\$219,719.40	\$0.00
Grayson	\$287,172.00	\$798,757.00	\$13,315,528.00	\$39,396.00	\$0.00	\$29,861.37	\$120.00
Greenup	\$1,085,162.00	\$4,605,017.32	\$11,478,410.00	\$16,582.50	\$0.00	\$0.00	\$5,750.00
Hardin	\$1,849,066.80	\$10,101,237.50	\$14,881,307.50	\$1,535,328.37	\$3,247.10	\$65,637.00	\$5,372.00
Harlan	\$0.00	\$174,657.75	\$623,526.50	\$0.00	\$0.00	\$0.00	\$0.00
Harrison	\$0.00	\$144,631.00	\$1,413,597.00	\$37,893.00	\$0.00	\$0.00	\$212.00
Henderson	\$0.00	\$341,544.50	\$6,443,725.75	\$1,863,885.50	\$0.00	\$52,387.75	\$0.00
Henry	\$80,919.90	\$248,892.00	\$1,450,105.75	\$0.00	\$0.00	\$0.00	\$0.00
Hickman	\$0.00	\$0.00	\$0.00	\$0.00	\$0.00	\$19,843.00	\$0.00
Hopkins	\$642,833.00	\$955,363.00	\$17,821,041.30	\$1,226,230.00	\$0.00	\$54,492.00	\$0.00
Jefferson	\$9,604,109.14	\$50,392,156.72	\$367,421,361.55	\$12,626,617.60	\$296,987.99	\$3,420,956.79	\$9,627.00
Jessamine	\$76,074.00	\$280,542.74	\$940,902.50	\$35,892.00	\$0.00	\$3,166.00	\$0.00
Johnson	\$77,939.00	\$561,159.00	\$141,806.25	\$0.00	\$0.00	\$0.00	\$0.00
Kenton	\$1,110,025.91	\$6,107,887.40	\$47,392,382.25	\$952,804.52	\$0.00	\$975,452.61	\$510.00
Knott	\$0.00	\$0.00	\$1,608.00	\$0.00	\$0.00	\$0.00	\$0.00
Knox	\$0.00	\$0.00	\$0.00	\$901.00	\$0.00	\$8,455.00	\$0.00
Larue	\$89,680.00	\$405,037.00	\$0.00	\$60,047.18	\$0.00	\$3,320.00	\$740.00

2024 Gross Receipts							
County	Bingo Gross	Pulltab Gross	Electronic Pulltab Gross	Raffle Gross	NC Prize Wheels Gross	Special License Gross	Ret'd Checks Collected
Laurel	\$788,705.00	\$2,783,559.00	\$9,508,816.75	\$50,678.00	\$0.00	\$0.00	\$4,990.00
Letcher	\$197,644.00	\$1,064,654.00	\$4,155,366.50	\$0.00	\$0.00	\$0.00	\$0.00
Lewis	\$0.00	\$17,925.00	\$3,666.00	\$1,150.00	\$0.00	\$0.00	\$0.00
Lincoln	\$132,957.00	\$325,198.00	\$319,124.00	\$1,839.00	\$0.00	\$0.00	\$148.10
Livingston	\$4,453.00	\$0.00	\$0.00	\$290.00	\$0.00	\$0.00	\$0.00
Logan	\$0.00	\$12,000.00	\$7,137,328.00	\$0.00	\$0.00	\$0.00	\$0.00
Lyon	\$26,756.00	\$23,105.00	\$0.00	\$7,085.00	\$0.00	\$0.00	\$0.00
Madison	\$924,670.58	\$4,723,517.58	\$2,291,396.25	\$98,601.00	\$0.00	\$1,986.00	\$875.00
Marion	\$0.00	\$0.00	\$6,938,892.00	\$342.00	\$0.00	\$243,408.85	\$0.00
Marshall	\$0.00	\$16,274.00	\$3,165,394.20	\$191,068.28	\$0.00	\$0.00	\$0.00
Mason	\$376,160.00	\$3,102,782.80	\$23,616,706.25	\$13,351.00	\$0.00	\$61,975.75	\$3,053.00
McCracken	\$943,290.05	\$4,180,228.00	\$8,670,847.00	\$1,192,141.00	\$0.00	\$269,617.00	\$0.00
McCreary	\$214,094.00	\$722,398.50	\$5,958,656.00	\$0.00	\$0.00	\$13,136.05	\$1,590.00
McLean	\$0.00	\$0.00	\$0.00	\$0.00	\$0.00	\$0.00	\$0.00
Meade	\$148,466.50	\$1,337,992.25	\$5,397,739.50	\$109,472.07	\$717.55	\$100,538.31	\$690.00
Metcalfe	\$847,424.00	\$5,014,048.00	\$2,660,649.50	\$22,096.00	\$0.00	\$0.00	\$5,230.00
Muhlenberg	\$46,367.00	\$167,748.00	\$9,602,571.50	\$5,550.00	\$0.00	\$0.00	\$0.00
Nelson	\$612,702.00	\$2,109,046.00	\$10,413,533.50	\$500,592.15	\$0.00	\$296,858.01	\$6,412.06
Oldham	\$0.00	\$590.00	\$0.00	\$59,231.97	\$0.00	\$98,034.39	\$0.00
Pendleton	\$84,568.00	\$322,484.00	\$186,672.25	\$0.00	\$0.00	\$0.00	\$0.00
Perry	\$460,973.95	\$1,977,245.00	\$1,806,122.41	\$95,765.00	\$0.00	\$8,215.00	\$100.00
Pike	\$1,590,700.75	\$4,289,734.00	\$23,865,214.00	\$81,059.78	\$0.00	\$0.00	\$2,300.00
Powell	\$120,345.00	\$465,875.00	\$4,245,400.25	\$24,647.00	\$0.00	\$0.00	\$0.00
Pulaski	\$2,185,935.01	\$4,562,545.02	\$59,130,619.49	\$206,455.00	\$0.00	\$101,095.75	\$34,610.00
Rowan	\$451,413.00	\$2,044,078.40	\$1,761,362.25	\$40,777.00	\$0.00	\$0.00	\$0.00
Scott	\$23,287.00	\$28,993.00	\$1,496,954.50	\$73,987.00	\$0.00	\$213.00	\$0.00
Shelby	\$0.00	\$95,113.00	\$5,354,817.25	\$68,559.00	\$2,536.00	\$0.00	\$0.00
Simpson	\$5,147,582.61	\$16,037,793.50	\$13,485,821.50	\$69,570.60	\$0.00	\$0.00	\$13,908.24
Spencer	\$0.00	\$2,140.00	\$290,126.50	\$2,696.00	\$0.00	\$0.00	\$0.00
Taylor	\$0.00	\$124,048.75	\$550,125.25	\$0.00	\$0.00	\$0.00	\$0.00
Todd	\$863,096.25	\$6,259,058.00	\$0.00	\$0.00	\$0.00	\$0.00	\$0.00
Trigg	\$53,424.00	\$18,315.00	\$0.00	\$11,489.00	\$0.00	\$0.00	\$0.00
Union	\$148,483.00	\$319,141.75	\$1,631,755.60	\$29,540.00	\$911.55	\$16,726.95	\$0.00
Warren	\$370,883.00	\$670,597.00	\$14,236,418.00	\$4,855,372.92	\$0.00	\$0.00	\$0.00
Washington	\$116,842.00	\$369,537.00	\$0.00	\$161,258.00	\$0.00	\$47,486.65	\$2,525.00
Wayne	\$0.00	\$0.00	\$0.00	\$33,400.00	\$0.00	\$0.00	\$0.00
Webster	\$123,554.00	\$184,362.50	\$3,780,982.80	\$5,024.00	\$0.00	\$32,639.50	\$0.00
Whitley	\$1,908,915.00	\$5,488,189.00	\$6,507,894.50	\$59,715.00	\$0.00	\$2,538.00	\$5,402.00
Woodford	\$19,770.00	\$46,040.25	\$4,174,061.00	\$81,114.00	\$0.00	\$44,098.00	\$0.00

2024 Payouts						
County	Bingo Payouts	Pulltab Payouts	Electronic Pulltab Payouts	Raffle Payouts	NC Prize Wheels Payouts	Special License Payouts
Adair	\$456,289.00	\$452,088.00	\$1,858,762.30	\$234.00	\$0.00	\$0.00
Allen	\$86,204.00	\$199,721.00	\$0.00	\$0.00	\$0.00	\$0.00
Anderson	\$478,981.00	\$1,853,057.00	\$49,874.00	\$253,977.50	\$0.00	\$2,214.00
Barren	\$439,479.00	\$1,214,825.00	\$777,907.25	\$17,504.20	\$0.00	\$850.00
Bath	\$0.00	\$29,826.00	\$972,700.70	\$13,879.80	\$0.00	\$0.00
Bell	\$2,218,650.00	\$5,736,365.00	\$6,430,473.60	\$17,156.00	\$0.00	\$2,954.00
Boone	\$606,367.74	\$2,681,942.00	\$24,557,906.00	\$55,719.47	\$0.00	\$96,079.42
Bourbon	\$0.00	\$0.00	\$1,963,651.15	\$0.00	\$0.00	\$0.00
Boyd	\$726,909.00	\$2,784,829.50	\$15,476,498.90	\$94,420.05	\$0.00	\$1,855.00
Boyle	\$157,805.07	\$461,406.00	\$16,301,712.50	\$11,573.00	\$0.00	\$0.00
Bracken	\$2,213.00	\$1,955.00	\$2,145,347.50	\$303.00	\$0.00	\$4,734.25
Breathitt	\$55,160.00	\$56,113.00	\$251,327.35	\$1,716.56	\$0.00	\$0.00
Breckinridge	\$214,904.00	\$593,842.00	\$1,263,704.60	\$457.00	\$0.00	\$23,605.35
Bullitt	\$859,685.00	\$2,451,962.59	\$13,571,977.65	\$85,569.50	\$0.00	\$32,417.42
Butler	\$54,376.50	\$65,763.00	\$1,761,734.05	\$4,200.00	\$0.00	\$0.00
Caldwell	\$0.00	\$1,623.00	\$2,851,695.10	\$11,316.12	\$0.00	\$0.00
Calloway	\$277,308.00	\$727,630.00	\$4,490,213.80	\$62,780.70	\$0.00	\$16,792.50
Campbell	\$413,631.00	\$1,266,985.50	\$26,702,135.93	\$144,044.37	\$1,000.00	\$162,058.98
Carlisle	\$0.00	\$0.00	\$0.00	\$0.00	\$0.00	\$8,445.20
Carroll	\$0.00	\$199,543.00	\$3,695,058.25	\$9,382.19	\$0.00	\$0.00
Carter	\$519,929.00	\$1,738,591.50	\$9,403,257.85	\$49,910.00	\$0.00	\$0.00
Casey	\$0.00	\$0.00	\$0.00	\$4,839.86	\$0.00	\$102.50
Christian	\$638,646.50	\$479,663.00	\$33,313,973.95	\$13,238.00	\$0.00	\$175.00
Clark	\$1,009,018.00	\$3,469,494.00	\$3,166,311.80	\$6,018.30	\$0.00	\$0.00
Clinton	\$0.00	\$0.00	\$0.00	\$23,400.00	\$0.00	\$0.00
Cumberland	\$0.00	\$0.00	\$0.00	\$20,000.00	\$0.00	\$0.00
Daviess	\$1,047,509.00	\$2,328,524.05	\$94,668,493.16	\$256,826.51	\$0.00	\$47,760.99
Estill	\$0.00	\$2,700.00	\$24,282.25	\$4,803.40	\$0.00	\$0.00
Fayette	\$405,554.00	\$1,498,746.50	\$19,776,154.95	\$588,755.41	\$0.00	\$67,120.01
Fleming	\$160,979.00	\$606,172.00	\$5,263,232.40	\$68,124.80	\$0.00	\$0.00
Floyd	\$3,258,874.00	\$3,820,889.00	\$20,998,499.20	\$19,927.70	\$0.00	\$0.00
Franklin	\$188,825.00	\$613,005.00	\$23,929,013.20	\$39,937.90	\$0.00	\$45,504.22
Grant	\$40,916.13	\$80,397.00	\$192,807.85	\$0.00	\$0.00	\$0.00
Graves	\$0.00	\$0.00	\$0.00	\$25,450.00	\$0.00	\$92,189.72
Grayson	\$283,432.00	\$590,088.00	\$12,238,473.45	\$9,321.50	\$0.00	\$19,527.00
Greenup	\$1,159,854.00	\$3,499,034.00	\$10,607,354.95	\$15,377.96	\$0.00	\$0.00
Hardin	\$2,098,547.50	\$7,596,576.00	\$13,743,567.50	\$417,413.77	\$0.00	\$41,316.00
Harlan	\$0.00	\$163,972.30	\$585,285.30	\$0.00	\$0.00	\$0.00
Harrison	\$0.00	\$110,157.00	\$1,302,170.25	\$37,960.00	\$0.00	\$0.00
Henderson	\$0.00	\$234,421.00	\$5,911,222.55	\$133,763.78	\$0.00	\$7,340.00
Henry	\$60,050.00	\$187,322.00	\$1,311,434.05	\$0.00	\$0.00	\$0.00
Hickman	\$0.00	\$0.00	\$0.00	\$0.00	\$0.00	\$6,718.48
Hopkins	\$414,471.00	\$714,957.00	\$16,486,420.60	\$162,806.78	\$0.00	\$10,864.00
Jefferson	\$12,367,481.93	\$37,508,780.33	\$339,636,832.86	\$3,671,965.23	\$2,176.26	\$906,282.41
Jessamine	\$50,591.50	\$209,562.00	\$867,850.70	\$18,287.80	\$0.00	\$2,534.00
Johnson	\$115,488.00	\$416,737.00	\$127,907.00	\$0.00	\$0.00	\$0.00
Kenton	\$1,212,142.00	\$4,575,830.10	\$43,593,327.36	\$326,822.84	\$0.00	\$292,253.75

2024 Payouts						
County	Bingo Payouts	Pulltab Payouts	Electronic Pulltab Payouts	Raffle Payouts	NC Prize Wheels Payouts	Special License Payouts
Knott	\$0.00	\$0.00	\$1,509.00	\$0.00	\$0.00	\$0.00
Knox	\$0.00	\$0.00	\$0.00	\$250.00	\$0.00	\$250.00
Larue	\$92,736.00	\$297,079.00	\$0.00	\$51,974.47	\$0.00	\$1,000.00
Laurel	\$990,000.00	\$2,124,582.00	\$8,769,959.05	\$16,411.83	\$0.00	\$0.00
Letcher	\$333,743.00	\$842,593.00	\$3,858,151.55	\$0.00	\$0.00	\$0.00
Lewis	\$0.00	\$13,060.00	\$3,324.40	\$0.00	\$0.00	\$0.00
Lincoln	\$153,834.00	\$244,847.00	\$291,489.15	\$1,010.50	\$0.00	\$0.00
Livingston	\$960.00	\$0.00	\$0.00	\$0.00	\$0.00	\$0.00
Logan	\$0.00	\$9,092.00	\$6,597,329.60	\$0.00	\$0.00	\$0.00
Lyon	\$18,505.00	\$15,520.00	\$0.00	\$181.25	\$0.00	\$0.00
Madison	\$1,094,160.00	\$3,586,167.10	\$2,089,191.45	\$61,851.09	\$0.00	\$993.00
Marion	\$0.00	\$0.00	\$6,397,384.95	\$0.00	\$0.00	\$82,383.00
Marshall	\$0.00	\$9,926.00	\$2,951,040.00	\$34,772.01	\$0.00	\$0.00
Mason	\$497,598.00	\$2,354,323.00	\$21,774,941.15	\$9,077.50	\$0.00	\$17,500.00
McCracken	\$900,039.05	\$3,082,238.00	\$7,974,151.65	\$1,112,174.62	\$0.00	\$148,692.25
McCreary	\$285,581.00	\$525,193.00	\$5,447,818.45	\$0.00	\$0.00	\$6,699.00
McLean	\$0.00	\$0.00	\$0.00	\$0.00	\$0.00	\$0.00
Meade	\$209,230.00	\$1,007,378.00	\$4,994,985.30	\$31,221.75	\$0.00	\$41,079.31
Metcalfe	\$1,012,758.00	\$3,715,944.00	\$2,444,015.55	\$14,334.00	\$0.00	\$0.00
Muhlenberg	\$43,124.00	\$120,827.00	\$8,858,041.00	\$3,391.35	\$0.00	\$0.00
Nelson	\$566,782.00	\$1,555,612.00	\$9,619,188.50	\$122,406.73	\$0.00	\$89,144.24
Oldham	\$0.00	\$0.00	\$0.00	\$12,179.50	\$0.00	\$22,444.79
Pendleton	\$108,096.00	\$223,837.00	\$170,358.75	\$0.00	\$0.00	\$0.00
Perry	\$535,563.00	\$1,457,508.00	\$1,649,343.20	\$70,170.00	\$0.00	\$6,274.00
Pike	\$1,957,800.00	\$3,232,543.00	\$22,070,155.15	\$26,669.00	\$0.00	\$0.00
Powell	\$119,109.00	\$328,277.00	\$3,951,306.65	\$80,325.30	\$0.00	\$0.00
Pulaski	\$2,422,111.00	\$3,354,375.00	\$54,823,623.85	\$89,966.60	\$0.00	\$85,925.05
Rowan	\$424,347.00	\$1,433,299.50	\$1,616,596.20	\$23,245.00	\$0.00	\$0.00
Scott	\$15,810.00	\$23,037.00	\$1,379,823.90	\$30,789.34	\$0.00	\$0.00
Shelby	\$0.00	\$72,120.00	\$4,974,125.60	\$9,519.30	\$0.00	\$0.00
Simpson	\$5,812,806.00	\$11,826,268.00	\$12,400,330.55	\$7,525.00	\$0.00	\$0.00
Spencer	\$0.00	\$1,600.00	\$266,013.00	\$658.00	\$0.00	\$0.00
Taylor	\$0.00	\$97,265.35	\$517,901.15	\$0.00	\$0.00	\$0.00
Todd	\$1,058,859.00	\$4,719,426.00	\$0.00	\$0.00	\$0.00	\$0.00
Trigg	\$43,700.00	\$12,304.00	\$0.00	\$8,580.00	\$0.00	\$0.00
Union	\$101,327.50	\$235,130.45	\$1,487,872.70	\$11,987.00	\$0.00	\$1,650.65
Warren	\$396,245.00	\$498,954.00	\$13,107,668.00	\$2,573,108.66	\$0.00	\$0.00
Washington	\$122,591.00	\$270,791.00	\$0.00	\$108,149.00	\$0.00	\$11,900.00
Wayne	\$0.00	\$0.00	\$0.00	\$12,900.00	\$0.00	\$0.00
Webster	\$120,430.00	\$129,348.00	\$3,471,608.10	\$3,597.00	\$0.00	\$28,929.55
Whitley	\$2,054,701.00	\$4,084,266.00	\$5,942,964.00	\$56,650.75	\$0.00	\$100.00
Woodford	\$11,700.00	\$33,883.00	\$3,902,067.00	\$45,263.20	\$0.00	\$20,815.00

Top Expenses for 2024					
County	Supplies-Equipment-CMD	Rent	Janitorial Services	Security	Bookkeeping
Adair	\$113,776.58	\$0.00	\$0.00	\$0.00	\$0.00
Allen	\$24,059.88	\$0.00	\$0.00	\$0.00	\$0.00
Anderson	\$167,827.92	\$37,200.00	\$0.00	\$200.00	\$0.00
Barren	\$108,133.79	\$58,702.22	\$22,500.00	\$3,250.00	\$100.00
Bath	\$30,335.53	\$0.00	\$0.00	\$0.00	\$150.00
Bell	\$903,252.21	\$93,210.69	\$0.00	\$0.00	\$1,850.00
Boone	\$1,190,746.02	\$127,869.44	\$1,200.00	\$8,734.28	\$1,598.20
Bourbon	\$41,323.72	\$0.00	\$0.00	\$0.00	\$0.00
Boyd	\$726,268.44	\$7,080.00	\$0.00	\$36,277.22	\$15,740.00
Boyle	\$538,757.30	\$31,500.00	\$3,260.00	\$0.00	\$0.00
Bracken	\$45,749.46	\$25,933.87	\$0.00	\$0.00	\$400.00
Breathitt	\$15,681.07	\$0.00	\$0.00	\$0.00	\$0.00
Breckinridge	\$106,291.37	\$0.00	\$10,099.00	\$0.00	\$0.00
Bullitt	\$577,765.06	\$107,540.00	\$0.00	\$12,480.00	\$0.00
Butler	\$51,439.10	\$0.00	\$900.00	\$0.00	\$0.00
Caldwell	\$70,166.58	\$7,000.00	\$4,110.00	\$0.00	\$400.00
Calloway	\$194,377.24	\$0.00	\$0.00	\$0.00	\$0.00
Campbell	\$1,013,455.57	\$75,931.41	\$0.00	\$110.00	\$925.00
Carlisle	\$747.30	\$0.00	\$0.00	\$0.00	\$0.00
Carroll	\$132,037.69	\$0.00	\$0.00	\$0.00	\$0.00
Carter	\$459,734.46	\$136,500.00	\$16,690.00	\$18,850.00	\$450.00
Casey	\$0.00	\$0.00	\$0.00	\$0.00	\$0.00
Christian	\$897,726.00	\$128,245.00	\$2,700.00	\$10,869.70	\$1,905.00
Clark	\$556,595.08	\$248,050.00	\$0.00	\$7,095.00	\$15,257.00
Clinton	\$0.00	\$0.00	\$0.00	\$0.00	\$0.00
Cumberland	\$0.00	\$0.00	\$0.00	\$0.00	\$0.00
Daviess	\$2,864,278.89	\$181,584.50	\$1,560.00	\$16,920.00	\$800.00
Estill	\$2,046.05	\$0.00	\$450.00	\$0.00	\$0.00
Fayette	\$677,639.10	\$159,010.14	\$0.00	\$18,340.00	\$2,500.00
Fleming	\$223,777.35	\$12,000.00	\$0.00	\$950.00	\$0.00
Floyd	\$1,174,732.81	\$241,200.00	\$0.00	\$0.00	\$0.00
Franklin	\$748,608.69	\$0.00	\$0.00	\$0.00	\$5,413.75
Grant	\$17,195.50	\$7,043.99	\$0.00	\$0.00	\$2,350.00
Graves	\$7,849.51	\$0.00	\$0.00	\$0.00	\$0.00
Grayson	\$457,421.05	\$0.00	\$8,175.00	\$0.00	\$10,200.00
Greenup	\$791,694.03	\$102,000.00	\$15,713.49	\$0.00	\$14,275.00
Hardin	\$1,215,126.90	\$231,665.00	\$39,146.25	\$0.00	\$15,876.00
Harlan	\$17,482.02	\$0.00	\$0.00	\$0.00	\$0.00
Harrison	\$59,880.90	\$0.00	\$0.00	\$0.00	\$0.00
Henderson	\$217,842.10	\$0.00	\$0.00	\$157.50	\$2,325.00
Henry	\$53,344.74	\$0.00	\$100.00	\$6,789.93	\$0.00
Hickman	\$1,147.98	\$0.00	\$0.00	\$0.00	\$0.00
Hopkins	\$529,035.40	\$0.00	\$4,027.00	\$0.00	\$800.00
Jefferson	\$12,488,511.65	\$4,450,945.13	\$11,280.00	\$362,410.00	\$14,326.00
Jessamine	\$49,180.79	\$0.00	\$0.00	\$0.00	\$0.00

Top Expenses for 2024					
County	Supplies-Equipment-CMD	Rent	Janitorial Services	Security	Bookkeeping
Johnson	\$27,116.45	\$19,200.00	\$0.00	\$2,125.00	\$0.00
Kenton	\$1,728,101.06	\$195,612.27	\$10,270.00	\$12,074.50	\$2,195.00
Knott	\$0.00	\$0.00	\$0.00	\$0.00	\$0.00
Knox	\$0.00	\$0.00	\$0.00	\$0.00	\$0.00
Larue	\$31,187.36	\$0.00	\$0.00	\$0.00	\$0.00
Laurel	\$547,534.66	\$54,400.00	\$0.00	\$257.79	\$3,079.98
Letcher	\$172,637.03	\$0.00	\$0.00	\$0.00	\$0.00
Lewis	\$925.48	\$0.00	\$0.00	\$0.00	\$0.00
Lincoln	\$40,168.02	\$0.00	\$0.00	\$0.00	\$1,240.00
Livingston	\$0.00	\$0.00	\$0.00	\$0.00	\$0.00
Logan	\$160,954.82	\$0.00	\$2,100.00	\$0.00	\$250.00
Lyon	\$2,079.72	\$0.00	\$0.00	\$0.00	\$0.00
Madison	\$374,951.75	\$177,450.00	\$0.00	\$0.00	\$1,800.00
Marion	\$179,937.73	\$0.00	\$0.00	\$0.00	\$0.00
Marshall	\$98,916.82	\$0.00	\$0.00	\$0.00	\$2,000.00
Mason	\$898,049.07	\$78,331.16	\$0.00	\$0.00	\$5,550.00
Mccracken	\$470,751.28	\$181,480.00	\$0.00	\$1,900.00	\$3,000.00
Mccreary	\$280,504.68	\$24,000.00	\$0.00	\$0.00	\$0.00
McLean	\$0.00	\$0.00	\$0.00	\$0.00	\$0.00
Meade	\$223,072.38	\$4,900.00	\$1,720.00	\$480.00	\$600.00
Metcalfe	\$350,885.52	\$94,000.00	\$25,320.00	\$16,415.94	\$0.00
Muhlenberg	\$281,084.91	\$6,000.00	\$0.00	\$0.00	\$1,800.00
Nelson	\$519,324.54	\$66,500.00	\$0.00	\$0.00	\$64.39
Oldham	\$721.86	\$0.00	\$0.00	\$0.00	\$0.00
Pendleton	\$32,604.31	\$12,000.00	\$0.00	\$0.00	\$0.00
Perry	\$214,097.20	\$27,000.00	\$0.00	\$2,550.00	\$0.00
Pike	\$916,842.06	\$264,600.00	\$0.00	\$0.00	\$2,500.00
Powell	\$173,396.97	\$0.00	\$0.00	\$0.00	\$0.00
Pulaski	\$2,200,143.19	\$395,925.00	\$42,100.00	\$29,400.00	\$0.00
Rowan	\$269,052.51	\$72,000.00	\$7,350.00	\$0.00	\$5,050.00
Scott	\$42,364.85	\$0.00	\$0.00	\$0.00	\$0.00
Shelby	\$104,486.80	\$12,164.30	\$0.00	\$0.00	\$0.00
Simpson	\$1,740,944.25	\$622,707.18	\$21,025.56	\$0.00	\$15,348.00
Spencer	\$8,476.46	\$0.00	\$0.00	\$0.00	\$0.00
Taylor	\$21,262.46	\$0.00	\$0.00	\$0.00	\$2,650.00
Todd	\$345,352.91	\$88,500.00	\$62,240.00	\$11,800.00	\$0.00
Trigg	\$2,099.39	\$0.00	\$0.00	\$0.00	\$0.00
Union	\$99,448.73	\$11,500.00	\$350.00	\$0.00	\$0.00
Warren	\$510,691.28	\$0.00	\$29,480.00	\$5,126.82	\$900.00
Washington	\$37,406.46	\$0.00	\$0.00	\$0.00	\$0.00
Wayne	\$0.00	\$0.00	\$0.00	\$0.00	\$0.00
Webster	\$111,734.35	\$0.00	\$200.00	\$0.00	\$0.00
Whitley	\$818,172.99	\$174,380.00	\$16,950.00	\$0.00	\$0.00
Woodford	\$104,432.13	\$0.00	\$0.00	\$0.00	\$1,765.00