

# 2011 Annual Report

*Jan. 1, 2011 – Dec. 31, 2011*



Kentucky Department of Charitable Gaming

# The Year In Review

## 2011 Charitable Gaming Advisory Commission

**Secretary Robert D. Vance**

Public Protection Cabinet  
Frankfort, Kentucky  
Member by virtue of office

**Attorney General Jack Conway**

Office of the Attorney General  
Frankfort, Kentucky  
Member by virtue of office

**Proxy Nicole Pang**

**Michael E. Hayes**

Catholic Organizations  
Louisville, Kentucky  
Term expires **July 10, 2012**

**Carlos Pugh**

Joint Executive Council of Veterans' Organizations  
Frankfort, Kentucky  
Term expires **July 10, 2015**

**Sherrie Simpson**

Certified Public Accountants  
Lexington, Kentucky  
Term expires **Nov. 11, 2013**

**John Rollin Wilson, Vice Chair**

Kentucky Charitable Gaming Association  
Anchorage, Kentucky  
Term expires **July 10, 2010**

**Ralph D. "Danny" Spurlock**

Volunteer Firefighters  
London, Kentucky  
Term expires **July 10, 2015**

**Larry Cleveland**

Commonwealth Attorneys  
Frankfort, Kentucky  
Term expires **July 10, 2014**

# The Year In Review

## DCG Outlook

The focus of the Kentucky Department of Charitable Gaming is educating the public on the statutes and regulations that govern the charitable gaming industry, emphasizing the importance of charitable gaming to the citizens and communities across the Commonwealth of Kentucky, and ensuring the integrity and accountability of nearly a half billion dollar cash industry. The department is consistently examining methods used across the state for ways to make charitable gaming easier and more profitable for charities. The department's number one goal is to ensure every dollar made available in charitable gaming ends up in the hands of the charities in order to achieve their charitable purpose.

The department continues to seek ways to be more service friendly, helpful and find new ways to assist the charities in maintaining compliance. The department staff is committed to enhancing and improving our outreach efforts and is here to help charities with questions, concerns, or issues that may arise. We look forward to working with you and best wishes to each and every organization in reaching their charitable goal.

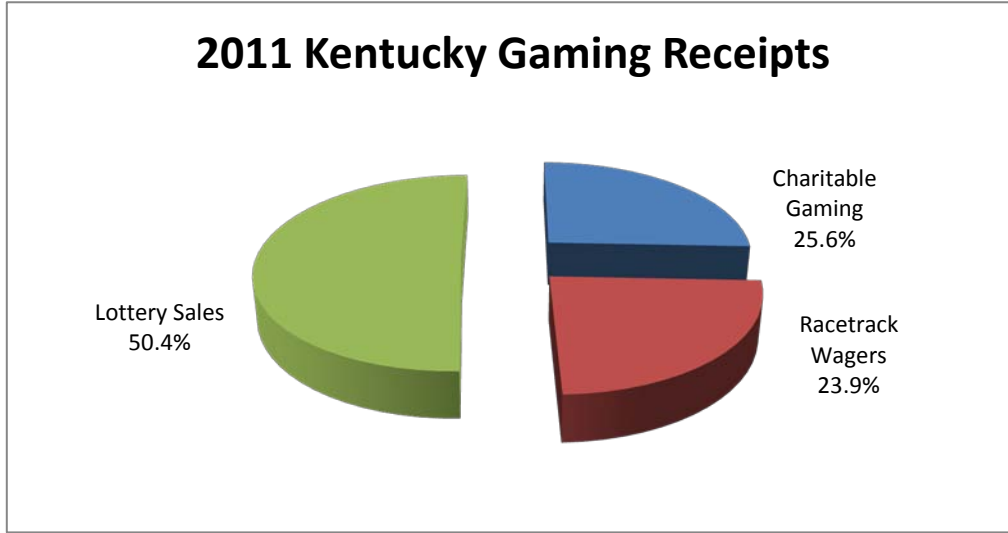
In FY 2011, the Department of Charitable Gaming operating budget information and comparative information to previous years is as follows: The Department of Charitable Gaming is required by statute to be self-supporting through a fee collected on gross gaming receipts paid by more than 658 Kentucky Licensed Charitable Gaming Organizations, while an additional 619 licenses are classified as exempt because they earn below \$25,000 annually. Effective July 1, 2007, KRS 238.570 was amended to allow adjustment to this fee based on annual gross receipts by October 1 of each odd-numbered year.

<b>Fiscal Year</b>	<b>Budget Appropriation</b>	<b># of Staff</b>	<b>Fee</b>
2007	\$3,299,600	43	.0053
2008	\$3,143,200	42	.0060
2009	\$3,092,900	38	.00649
2010	\$3,092,900	38	.00649
2011	\$2,834,500	37	.00764

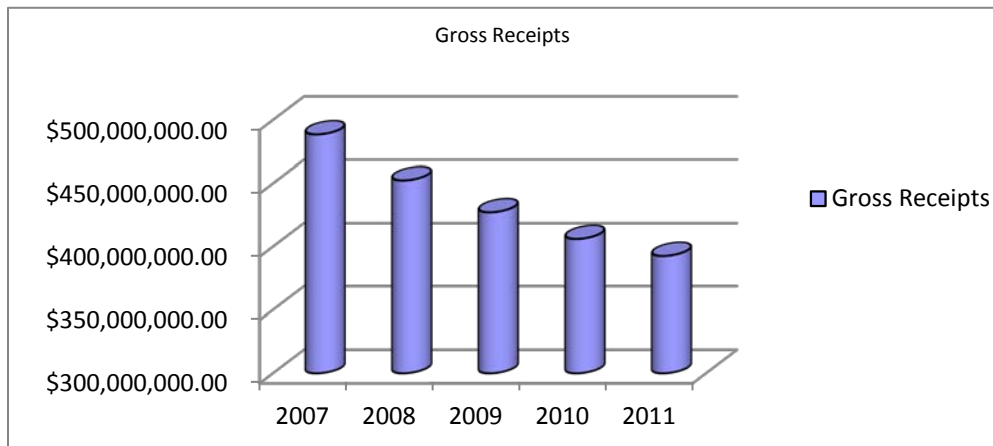
# The Year In Review

## Gross Receipts

In 2011, charitable gaming players spent more money on charitable gaming than wagered on horseracing in Kentucky. Of the three types of legalized gaming in Kentucky, charitable gaming received over \$392.5 million in gross receipts, or 25.6 percent of the dollars wagered. The Kentucky Lottery had the largest amount of gaming revenue, capturing approximately \$772.3 million, or 50.4 percent in gross receipts, while horseracing wagered receipts were approximately \$366.5 million, or 23.9 percent.



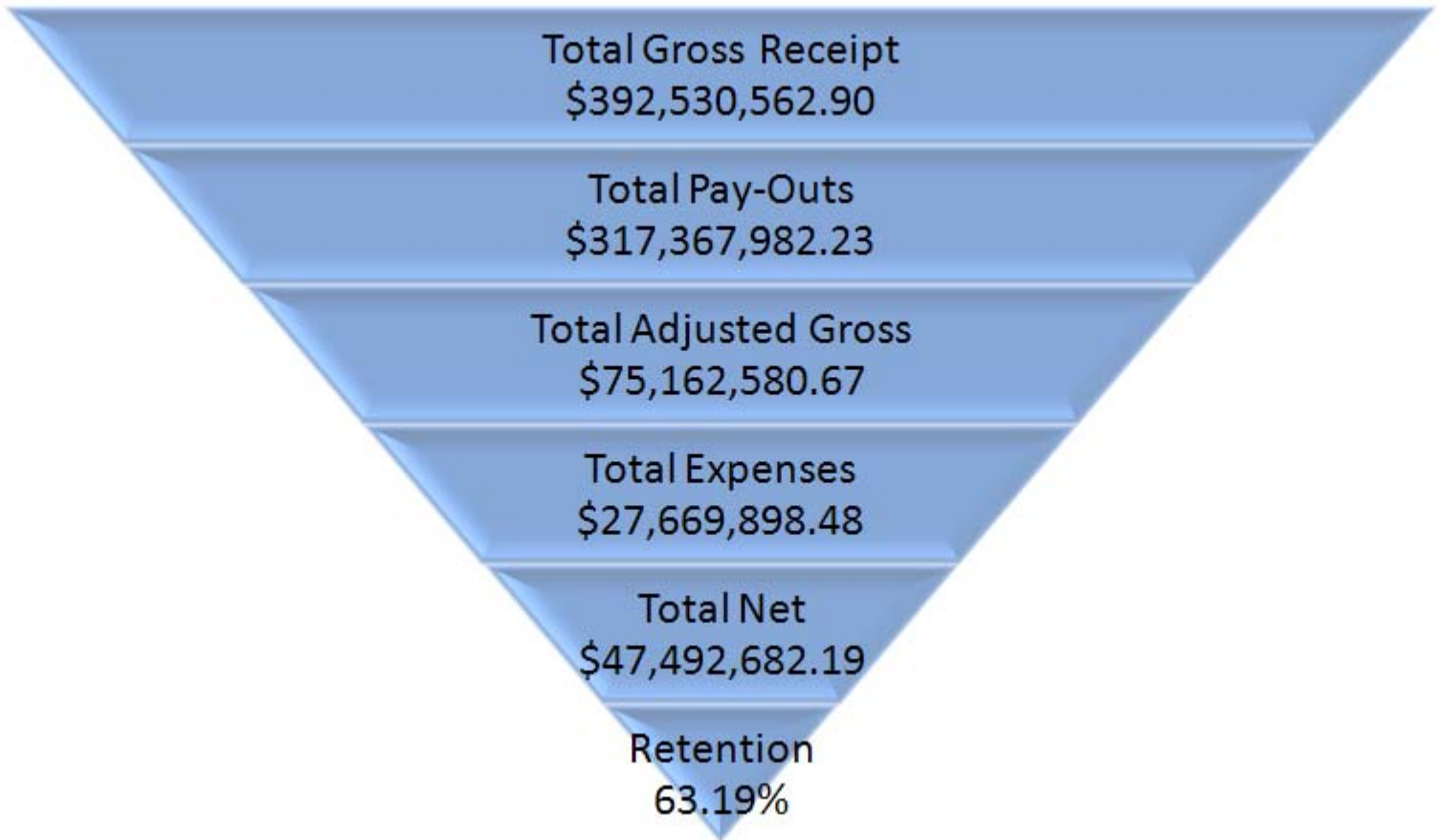
- The gross receipts of a charitable gaming organization are defined as the money taken at the door before payouts or expenses are deducted. In 2011, the gross receipts for Kentucky's charitable gaming organizations were **\$392,530,562.90**
- The following chart represents the comparison with previous years:



# The Year In Review

## Retention Percentage

Kentucky has a 40 percent retention percentage that by law must be retained for charitable purposes by the charities. The retention percentage (money available for charities to be used) was 63.19 percent in 2011.



# The Year In Review

## Charitable Organizations/Types of Licensees

The Department of Charitable Gaming licenses not only charitable organizations, but also the manufacturers of gaming supplies, distributors of gaming supplies, and the facilities in which charitable gaming occurs. Charitable gaming organizations include churches, schools, bands, sports programs, veterans groups, fire and rescue departments, arts organizations, animal welfare groups, history or museum organizations, and others.

In order to qualify for a gaming license, an organization must have an IRS 501(c)(3), (4), (8), (10), or (19) exempt organization status, or be a school, institution of higher education, or state college or university. Since the department's creation, one-third of charitable gaming licensees are Catholic charities (churches, schools, or men's groups). Organizations associated with military veterans make up the second largest group of licensees. Together, these two groups account for approximately half of Kentucky's 1,277 licensed charitable gaming organizations, 658 licensed organizations and 619 exempt licenses in 2011.

In 2011, the numbers of licenses overseen by the Department of Charitable Gaming breaks down as follows:

Organizations	<b>658</b>
Manufacturers	<b>19</b>
Distributors	<b>16</b>
Facilities	<b>49</b>
Exempt	<b>619</b>
CFE *	<b>216</b>
SLCFE **	<b>130</b>

**\*Charity Fundraising Event**

**\*\*Special Limited Charity Fundraising Event**

# The Year In Review

## **Audit Branch**

The Audit Branch of the Kentucky Department of Charitable Gaming is located within our Enforcement Division. The Audit Branch offers assistance to charitable gaming organizations with the accurate reporting of their charitable gaming operations and proceeds.

This is done by:

- Training, to ensure that gaming organizations are as thoroughly familiar as possible with the gaming regulations and statutes.
- Reporting, to assist charities with the accurate reporting of the results of their gaming operations and the remittance of the fee due based on the gross receipts generated by those operations.
- Audits, examining the financial records of a charity to ensure that all statutory and regulatory requirements have been met.

In 2011:

- 43 of the 86 audits opened and assigned were closed in 2011.
- 23 audits opened in 2010 were closed in 2011.
- 5 audits opened in 2009 were closed in 2011.

## **Investigative Branch**

The Investigative Branch is part of the Enforcement Division. The main function of this branch is to investigate complaints of criminal wrong doing regarding charitable gaming within the Commonwealth of Kentucky.

The Investigative Branch of the Department of Charitable Gaming's management staff is comprised of one director of enforcement and one investigator manager who reports directly to the director of enforcement. In fiscal year 2011, there were five investigators assigned to the Enforcement Division. These investigators main duties are focused on investigating complaints and/or alleged criminal wrongdoing and are located throughout the Commonwealth of Kentucky. The criminal allegations may include theft, criminal possession of a forged instrument, promoting gambling, possession of gambling devices, participation in a continuing criminal enterprise, tax evasion and money laundering.

The Investigative Branch works hand in hand with our Audit Branch as well as with local, state and federal law enforcement agencies, joint task force and prosecutors in order to enhance the investigation of criminal charitable gaming cases. In 2011, the department implemented the use of barcode scanners which have been incorporated into the investigative process and they have been proven to be an effective tool.

Of the 69 cases opened in 2011, 50 cases have been closed. Of the remaining 19 cases, five are pending final audits, three cases are related and being investigated as a single case, three are being prosecuted in court, two are in the final stages to be presented to the grand jury with the remaining six cases still under active investigation.

# The Year In Review

## **Legal Branch**

The Legal Branch of the Department of Charitable Gaming continued its efforts to streamline the legal processes available to charities to resolve outstanding violations. The branch partnered with other staff within the agency, and substantially reduced its case backlog. Staff also strived to reduce the time between violation occurrence and notice of violation issuance to 30 days. This quicker notice to charities allowed our licensees to correct financial reporting problems in a timely manner, and resulted in a substantial reduction in fines and increase in compliance with regulatory requirements. The Legal Branch issued 324 Notices of Proposed Administrative Action in 2011. We received 69 appeals in 2011, down from 197 in 2010. We resolved almost all of these appeals by settlement agreement.

## **Accounting Division**

In FY 2011, the Accounting Division strived to review financial reports quickly and as accurately as possible. This has allowed the majority of caution letters to be issued and errors resolved before the next reporting period is due. With that said, there are fewer violations in subsequent reporting periods. Also, this has created fewer fines for our charities. With help from the Licensing Branch, the Accounting Division has initiated a review to help charities with their reporting requirements of special charity gaming events, special limited charity fundraising events and raffles. In FY 2011, the Accounting Division continued the process of collecting outstanding fees, fines and responses before the license renewal is issued. This has resulted in easier renewal process and collection processes. Our staff continues to strive with all licensees to assure compliance with all statutes and regulations related to financial reporting.



# The Year In Review

County	Bingo Gross	Pulltab Gross	Raffle Gross	NC Prize Wheels Gross	Special License Gross	Ret'd Checks Collected	Ret'd Checks	Total Gross
Anderson	\$350,551.57	\$1,521,294.00	\$0.00	\$0.00	\$1,996.00	\$9,352.50	\$12,500.00	\$1,895,694.07
Ballard	\$18,596.00	\$84,461.00	\$0.00	\$0.00	\$0.00	\$0.00	\$0.00	\$103,057.00
Barren	\$0.00	\$0.00	\$16,782.25	\$0.00	\$0.00	\$0.00	\$0.00	\$16,782.25
Bath	\$0.00	\$0.00	\$30,000.00	\$0.00	\$0.00	\$0.00	\$0.00	\$30,000.00
Bell	\$3,785,397.75	\$15,489,878.90	\$0.00	\$0.00	\$28,456.00	\$2,620.00	\$8,005.00	\$19,314,357.65
Boone	\$825,191.30	\$3,620,121.18	\$210,699.95	\$134.00	\$237,516.13	\$8,650.00	\$8,996.00	\$4,911,308.56
Bourbon	\$0.00	\$0.00	\$11,000.00	\$0.00	\$0.00	\$225.00	\$0.00	\$11,225.00
Boyd	\$1,525,588.27	\$12,413,796.46	\$247,943.00	\$0.00	\$33,083.00	\$43,435.25	\$56,487.07	\$14,320,333.05
Boyle	\$182,355.50	\$668,878.00	\$14,255.00	\$0.00	\$0.00	\$340.00	\$540.00	\$866,368.50
Bracken	\$8,661.75	\$16,412.00	\$19,441.00	\$0.00	\$20,153.00	\$0.00	\$0.00	\$64,667.75
Breckinridge	\$277,202.00	\$843,705.50	\$16,298.00	\$419.00	\$66,941.87	\$761.00	\$1,255.00	\$1,206,582.37
Bullitt	\$849,808.75	\$3,501,699.79	\$7,958.00	\$988.56	\$122,087.23	\$212,069.00	\$8,758.00	\$4,703,369.33
Calloway	\$107,521.00	\$381,367.00	\$0.00	\$0.00	\$16,941.00	\$1,265.00	\$1,760.00	\$508,854.00
Campbell	\$766,353.50	\$2,029,739.10	\$297,188.66	\$7,355.00	\$414,597.97	\$550.00	\$1,981.00	\$3,517,765.23
Carlisle	\$6,536.27	\$4,320.00	\$9,314.00	\$0.00	\$0.00	\$0.00	\$0.00	\$20,170.27
Carroll	\$58,927.00	\$289,440.00	\$0.00	\$0.00	\$0.00	\$63.00	\$805.00	\$349,235.00
Casey	\$892.00	\$1,584.00	\$8,952.00	\$3,331.80	\$0.00	\$0.00	\$0.00	\$14,759.80
Christian	\$1,859,615.28	\$2,592,710.50	\$54,046.75	\$0.00	\$47,222.00	\$7,790.00	\$16,678.00	\$4,578,062.53
Clark	\$1,972,528.13	\$9,314,035.62	\$7,425.00	\$0.00	\$0.00	\$70,528.81	\$67,834.89	\$11,432,352.45
Crittenden	\$34,058.00	\$107,395.25	\$4,328.85	\$0.00	\$2,400.00	\$130.00	\$130.00	\$148,442.10
Daviess	\$2,231,238.57	\$6,008,762.20	\$288,662.00	\$10,966.87	\$167,448.12	\$8,240.00	\$6,416.00	\$8,721,733.76
Fayette	\$1,949,102.96	\$7,401,722.43	\$465,765.27	\$4,101.40	\$229,980.88	\$10,458.00	\$21,060.00	\$10,082,190.94
Fleming	\$298,974.00	\$1,980,090.70	\$4,390.00	\$0.00	\$0.00	\$14,701.60	\$16,940.50	\$2,315,096.80
Floyd	\$2,384,019.00	\$10,790,006.00	\$704.00	\$0.00	\$0.00	\$57,498.00	\$90,256.05	\$13,322,483.05
Franklin	\$913,595.00	\$1,644,193.00	\$429,300.50	\$0.00	\$23,863.67	\$7,039.00	\$7,660.00	\$3,025,651.17
Gallatin	\$3,744.00	\$14,347.00	\$0.00	\$0.00	\$0.00	\$0.00	\$0.00	\$18,091.00
Grant	\$224,178.00	\$1,131,261.00	\$0.00	\$0.00	\$0.00	\$2,492.00	\$2,907.00	\$1,360,838.00
Graves	\$843,377.87	\$2,228,366.01	\$89,773.30	\$0.00	\$46,821.40	\$0.00	\$0.00	\$3,208,338.58
Grayson	\$887,034.00	\$2,871,977.00	\$10,401.95	\$0.00	\$22,986.95	\$11,211.00	\$12,787.00	\$3,816,397.90
Green	\$115,962.00	\$247,587.80	\$0.00	\$0.00	\$2,499.00	\$345.00	\$869.00	\$367,262.80
Greenup	\$1,099,075.00	\$6,069,391.26	\$0.00	\$0.00	\$915.00	\$30,835.97	\$41,658.97	\$7,241,876.20
Hardin	\$2,629,187.25	\$9,622,889.00	\$73,573.00	\$0.00	\$62,561.00	\$28,570.44	\$32,922.00	\$12,449,702.69
Harrison	\$150,459.00	\$1,124,592.50	\$0.00	\$0.00	\$0.00	\$845.00	\$3,120.00	\$1,279,016.50
Henderson	\$1,312,684.70	\$3,552,600.90	\$77,994.85	\$0.00	\$31,553.50	\$0.00	\$0.00	\$4,974,833.95
Henry	\$338,159.75	\$1,199,133.00	\$230.00	\$0.00	\$0.00	\$5,291.72	\$4,907.00	\$1,547,721.47
Hickman	\$3,954.65	\$3,696.00	\$5,483.52	\$0.00	\$0.00	\$0.00	\$0.00	\$13,134.17
Hopkins	\$885,161.85	\$687,597.00	\$85,577.40	\$1,791.00	\$17,833.00	\$491.00	\$1,580.00	\$1,680,031.25
Jefferson	\$18,197,944.38	\$66,776,597.82	\$4,429,296.76	\$110,828.13	\$3,249,846.77	\$67,813.60	\$86,705.00	\$92,919,032.46
Jessamine	\$0.00	\$0.00	\$12,709.75	\$0.00	\$29,048.70	\$0.00	\$0.00	\$41,758.45
Kenton	\$2,649,547.65	\$9,015,840.20	\$496,184.73	\$2,297.00	\$797,870.40	\$118,004.00	\$21,075.00	\$13,100,818.98
Knox	\$0.00	\$0.00	\$42,348.70	\$0.00	\$18,612.00	\$0.00	\$0.00	\$60,960.70
Laurel	\$2,708,378.50	\$8,963,149.25	\$10,208.00	\$0.00	\$7,900.00	\$6,767.00	\$12,530.00	\$11,708,932.75
Lewis	\$0.00	\$39,730.00	\$0.00	\$0.00	\$0.00	\$0.00	\$0.00	\$39,730.00
Lincoln	\$195,469.00	\$667,041.00	\$0.00	\$0.00	\$0.00	\$2,581.00	\$2,284.00	\$867,375.00
Logan	\$44,790.53	\$15,717.00	\$0.00	\$0.00	\$0.00	\$2,970.00	\$2,600.00	\$66,077.53

# The Year In Review

County	Bingo Gross	Pulltab Gross	Raffle Gross	NC Prize Wheels Gross	Special License Gross	Ret'd Checks Collected	Ret'd Checks	Total Gross
Lyon	\$12,315.00	\$19,101.00	\$410.00	\$0.00	\$4,200.00	\$0.00	\$0.00	\$36,026.00
Madison	\$1,469,593.90	\$5,145,351.67	\$85,871.17	\$0.00	\$100.00	\$34,571.45	\$34,328.00	\$6,769,816.19
Marion	\$94,725.16	\$225,952.85	\$51,937.76	\$5,890.82	\$104,430.47	\$375.00	\$360.00	\$483,672.06
Marshall	\$13,625.50	\$47,533.00	\$0.00	\$0.00	\$0.00	\$370.00	\$320.00	\$61,848.50
Martin	\$316,118.21	\$1,156,797.00	\$0.00	\$0.00	\$0.00	\$3,311.00	\$8,406.00	\$1,484,632.21
Mason	\$654,988.92	\$4,627,004.83	\$85,580.62	\$0.00	\$34,790.00	\$6,330.00	\$6,923.00	\$5,415,617.37
McCracken	\$2,424,421.35	\$8,884,296.15	\$95,313.14	\$0.00	\$57,038.00	\$19,805.61	\$29,625.86	\$11,510,500.11
McCreary	\$332,530.50	\$1,027,499.00	\$0.00	\$0.00	\$0.00	\$4,977.00	\$7,635.00	\$1,372,641.50
McLean	\$0.00	\$0.00	\$0.00	\$0.00	\$0.00	\$0.00	\$0.00	\$0.00
Meade	\$302,445.32	\$3,177,406.51	\$12,850.00	\$0.00	\$104,947.33	\$5,195.00	\$8,125.00	\$3,610,969.16
Mercer	\$0.00	\$0.00	\$483.00	\$0.00	\$0.00	\$0.00	\$0.00	\$483.00
Metcalfe	\$1,116,682.89	\$4,561,252.00	\$159.00	\$0.00	\$0.00	\$14,560.00	\$16,847.60	\$5,709,501.49
Muhlenberg	\$86,423.00	\$368,066.00	\$0.00	\$0.00	\$0.00	\$0.00	\$0.00	\$454,489.00
Nelson	\$1,079,430.00	\$2,481,602.76	\$217,037.53	\$15,347.21	\$206,386.16	\$8,116.00	\$6,476.00	\$4,014,395.66
Nicholas	\$3,066.00	\$770.00	\$0.00	\$0.00	\$0.00	\$0.00	\$0.00	\$3,836.00
Ohio	\$28,359.98	\$124,193.00	\$0.00	\$0.00	\$0.00	\$70.00	\$300.00	\$152,922.98
Oldham	\$0.00	\$0.00	\$36,981.50	\$0.00	\$42,255.37	\$0.00	\$0.00	\$79,236.87
Pendleton	\$215,165.00	\$717,067.78	\$294.00	\$0.00	\$0.00	\$104.00	\$99.00	\$932,729.78
Perry	\$830,533.00	\$3,136,932.00	\$32,704.00	\$0.00	\$15,655.00	\$12,900.00	\$15,245.00	\$4,043,969.00
Pike	\$1,307,127.00	\$5,915,820.00	\$0.00	\$0.00	\$0.00	\$21,150.00	\$26,794.00	\$7,270,891.00
Powell	\$40,000.48	\$156,065.00	\$424.00	\$0.00	\$0.00	\$100.00	\$130.00	\$196,719.48
Pulaski	\$2,471,956.15	\$8,253,093.00	\$114,511.00	\$0.00	\$5,576.00	\$19,987.80	\$39,221.10	\$10,904,345.05
Rowan	\$511,457.00	\$1,951,150.41	\$52,035.00	\$0.00	\$0.00	\$0.00	\$5,575.00	\$2,520,217.41
Scott	\$404,967.00	\$1,496,198.24	\$42,805.00	\$0.00	\$6,553.00	\$120.00	\$1,020.00	\$1,951,663.24
Shelby	\$740,466.00	\$2,531,235.00	\$32,870.00	\$0.00	\$14,504.00	\$5,503.00	\$9,211.91	\$3,333,789.91
Simpson	\$5,417,516.41	\$16,278,621.00	\$11,471.00	\$378.00	\$0.00	\$5,020.00	\$2,580.00	\$21,715,586.41
Spencer	\$0.00	\$0.00	\$18,969.85	\$0.00	\$184.00	\$0.00	\$25.00	\$19,178.85
Taylor	\$0.00	\$302,323.00	\$0.00	\$0.00	\$0.00	\$0.00	\$0.00	\$302,323.00
Todd	\$1,622,204.75	\$7,765,485.90	\$0.00	\$0.00	\$0.00	\$6,340.00	\$13,503.00	\$9,407,533.65
Trigg	\$61,646.00	\$62,195.00	\$3,926.00	\$0.00	\$6,919.00	\$0.00	\$0.00	\$134,686.00
Union	\$194,714.20	\$173,633.00	\$947.00	\$0.00	\$22,727.68	\$236.00	\$208.00	\$392,465.88
Warren	\$1,127,518.00	\$3,765,476.00	\$5,369,825.40	\$0.00	\$24,559.00	\$1,035.00	\$3,686.00	\$10,292,099.40
Washington	\$133,908.00	\$323,432.00	\$45,434.50	\$3,540.33	\$10,520.83	\$1,360.00	\$1,555.00	\$519,750.66
Whitley	\$2,714,516.00	\$11,701,153.00	\$289.00	\$0.00	\$0.00	\$25,711.00	\$59,073.57	\$14,500,742.57
Woodford	\$152,674.00	\$499,029.00	\$6,151.00	\$0.00	\$30,956.50	\$0.00	\$0.00	\$688,810.50

# The Year In Review

County	Bingo Payouts	Pulltab Payouts	Raffle Payouts	NC Prize Wheels Payouts	Special License Payouts	Total Payouts
Anderson	\$429,470.00	\$1,167,021.00	\$0.00	\$0.00	\$1,498.00	\$1,597,989.00
Ballard	\$25,028.00	\$64,698.00	\$0.00	\$0.00	\$0.00	\$89,726.00
Barren	\$0.00	\$0.00	\$4,538.62	\$0.00	\$0.00	\$4,538.62
Bath	\$0.00	\$0.00	\$11,500.00	\$0.00	\$0.00	\$11,500.00
Bell	\$4,979,081.00	\$12,082,874.00	\$0.00	\$0.00	\$22,286.00	\$17,084,241.00
Boone	\$954,103.80	\$2,812,480.61	\$59,262.66	\$60.54	\$98,562.35	\$3,924,469.96
Bourbon	\$0.00	\$0.00	\$4,057.50	\$0.00	\$0.00	\$4,057.50
Boyd	\$2,047,692.00	\$9,770,258.00	\$87,145.45	\$0.00	\$23,110.50	\$11,928,205.95
Boyle	\$167,357.00	\$507,117.00	\$4,540.00	\$0.00	\$0.00	\$679,014.00
Bracken	\$7,467.25	\$11,594.00	\$7,840.00	\$0.00	\$0.00	\$26,901.25
Breckinridge	\$326,244.00	\$643,448.00	\$1,444.50	\$0.00	\$28,764.74	\$999,901.24
Bullitt	\$1,046,611.00	\$2,704,742.00	\$3,622.93	\$0.00	\$43,410.23	\$3,798,386.16
Calloway	\$120,480.00	\$286,649.00	\$0.00	\$0.00	\$11,725.00	\$418,854.00
Campbell	\$665,139.75	\$1,516,560.00	\$98,496.12	\$2,974.20	\$154,692.90	\$2,437,862.97
Carlisle	\$674.21	\$2,952.00	\$3,000.00	\$0.00	\$0.00	\$6,626.21
Carroll	\$61,904.00	\$220,231.00	\$0.00	\$0.00	\$0.00	\$282,135.00
Casey	\$446.00	\$1,116.00	\$3,600.00	\$0.00	\$0.00	\$5,162.00
Christian	\$1,711,225.50	\$1,842,928.60	\$21,495.25	\$0.00	\$20,473.00	\$3,596,122.35
Clark	\$2,404,978.00	\$6,988,460.62	\$3,300.00	\$0.00	\$0.00	\$9,396,738.62
Crittenden	\$40,443.50	\$79,506.00	\$856.50	\$0.00	\$1,717.00	\$122,523.00
Daviess	\$1,872,365.75	\$4,673,602.95	\$86,793.30	\$0.00	\$38,945.67	\$6,671,707.67
Fayette	\$1,796,016.79	\$5,636,259.25	\$135,596.10	\$0.00	\$86,309.97	\$7,654,182.11
Fleming	\$404,678.50	\$1,514,296.00	\$2,500.00	\$0.00	\$0.00	\$1,921,474.50
Floyd	\$3,158,882.00	\$8,285,816.00	\$352.00	\$0.00	\$0.00	\$11,445,050.00
Franklin	\$833,852.11	\$1,285,221.00	\$72,390.50	\$0.00	\$17,120.97	\$2,208,584.58
Gallatin	\$3,765.00	\$9,259.00	\$0.00	\$0.00	\$0.00	\$13,024.00
Grant	\$329,806.00	\$850,491.00	\$0.00	\$0.00	\$0.00	\$1,180,297.00
Graves	\$940,116.61	\$1,670,886.00	\$33,423.99	\$0.00	\$23,352.77	\$2,667,779.37
Grayson	\$999,142.50	\$2,204,138.00	\$3,589.14	\$0.00	\$17,687.43	\$3,224,557.07
Green	\$117,888.25	\$183,891.00	\$0.00	\$0.00	\$1,995.00	\$303,774.25
Greenup	\$1,224,883.00	\$4,737,958.00	\$0.00	\$0.00	\$0.00	\$5,962,841.00
Hardin	\$2,950,178.50	\$7,367,415.00	\$30,694.00	\$0.00	\$44,896.00	\$10,393,183.50
Harrison	\$183,185.00	\$950,698.00	\$0.00	\$0.00	\$0.00	\$1,133,883.00
Henderson	\$1,011,889.00	\$2,750,745.00	\$19,999.52	\$0.00	\$10,000.00	\$3,792,633.52
Henry	\$465,664.00	\$911,369.00	\$360.00	\$0.00	\$0.00	\$1,377,393.00
Hickman	\$1,432.77	\$2,603.00	\$0.00	\$0.00	\$0.00	\$4,035.77
Hopkins	\$676,775.35	\$507,373.75	\$22,111.03	\$0.00	\$13,380.00	\$1,219,640.13
Jefferson	\$21,075,776.00	\$50,870,461.50	\$1,318,269.54	\$14,961.20	\$1,319,183.65	\$74,598,651.89
Jessamine	\$0.00	\$0.00	\$1,988.00	\$0.00	\$9,914.54	\$11,902.54
Kenton	\$2,647,400.00	\$6,824,322.83	\$183,662.64	\$0.00	\$333,673.58	\$9,989,059.05
Knox	\$0.00	\$0.00	\$9,778.66	\$0.00	\$2,400.00	\$12,178.66
Laurel	\$3,267,542.00	\$6,976,091.00	\$1,688.12	\$0.00	\$3,500.00	\$10,248,821.12
Lewis	\$0.00	\$30,875.00	\$0.00	\$0.00	\$0.00	\$30,875.00
Lincoln	\$198,162.00	\$497,637.00	\$0.00	\$0.00	\$0.00	\$695,799.00
Logan	\$37,648.25	\$11,175.00	\$0.00	\$0.00	\$0.00	\$48,823.25

# The Year In Review

County	Bingo Payouts	Pulltab Payouts	Raffle Payouts	NC Prize Wheels Payouts	Special License Payouts	Total Payouts
Lyon	\$10,160.00	\$14,326.00	\$205.00	\$0.00	\$2,100.00	\$26,791.00
Madison	\$1,648,186.00	\$4,023,785.67	\$55,625.00	\$0.00	\$49.50	\$5,727,646.17
Marion	\$118,244.00	\$172,668.00	\$12,000.00	\$292.55	\$46,172.86	\$349,377.41
Marshall	\$14,263.00	\$35,054.00	\$0.00	\$0.00	\$0.00	\$49,317.00
Martin	\$460,060.00	\$888,509.00	\$0.00	\$0.00	\$0.00	\$1,348,569.00
Mason	\$813,034.00	\$3,542,766.00	\$40,432.00	\$0.00	\$10,835.00	\$4,407,067.00
McCracken	\$2,370,036.00	\$6,784,171.00	\$23,427.30	\$0.00	\$22,987.00	\$9,200,621.30
McCreary	\$401,049.00	\$765,281.00	\$0.00	\$0.00	\$0.00	\$1,166,330.00
McLean	\$0.00	\$0.00	\$0.00	\$0.00	\$0.00	\$0.00
Meade	\$301,984.30	\$2,491,931.00	\$2,800.00	\$0.00	\$57,678.50	\$2,854,393.80
Mercer	\$0.00	\$0.00	\$0.00	\$0.00	\$0.00	\$0.00
Metcalfe	\$1,012,953.00	\$3,451,589.00	\$100.00	\$0.00	\$0.00	\$4,464,642.00
Muhlenberg	\$76,676.00	\$284,907.00	\$0.00	\$0.00	\$0.00	\$361,583.00
Nelson	\$1,119,588.00	\$1,817,210.00	\$59,458.87	\$2,595.99	\$64,317.08	\$3,063,169.94
Nicholas	\$3,338.00	\$511.00	\$0.00	\$0.00	\$0.00	\$3,849.00
Ohio	\$32,105.00	\$94,357.00	\$0.00	\$0.00	\$0.00	\$126,462.00
Oldham	\$0.00	\$0.00	\$5,784.87	\$0.00	\$12,767.78	\$18,552.65
Pendleton	\$255,189.00	\$534,048.00	\$147.00	\$0.00	\$0.00	\$789,384.00
Perry	\$976,725.99	\$2,432,312.00	\$8,561.96	\$0.00	\$13,810.00	\$3,431,409.95
Pike	\$1,689,556.00	\$4,556,666.00	\$0.00	\$0.00	\$0.00	\$6,246,222.00
Powell	\$60,547.00	\$115,974.00	\$212.00	\$0.00	\$0.00	\$176,733.00
Pulaski	\$2,609,990.00	\$6,370,612.50	\$43,705.31	\$0.00	\$2,900.00	\$9,027,207.81
Rowan	\$519,071.00	\$1,300,305.00	\$38,025.00	\$0.00	\$0.00	\$1,857,401.00
Scott	\$466,385.00	\$1,107,709.00	\$15,000.00	\$0.00	\$2,873.29	\$1,591,967.29
Shelby	\$961,843.00	\$1,889,803.00	\$6,000.00	\$0.00	\$9,849.00	\$2,867,495.00
Simpson	\$4,825,068.79	\$12,461,910.00	\$470.88	\$165.96	\$0.00	\$17,287,615.63
Spencer	\$0.00	\$0.00	\$10,066.87	\$0.00	\$0.00	\$10,066.87
Taylor	\$0.00	\$237,980.00	\$0.00	\$0.00	\$0.00	\$237,980.00
Todd	\$1,520,000.00	\$6,078,901.00	\$0.00	\$0.00	\$0.00	\$7,598,901.00
Trigg	\$54,135.00	\$44,543.00	\$2,942.00	\$0.00	\$5,025.00	\$106,645.00
Union	\$160,971.00	\$133,230.00	\$475.50	\$0.00	\$4,004.00	\$298,680.50
Warren	\$1,140,277.21	\$2,866,777.00	\$2,484,241.39	\$0.00	\$16,042.00	\$6,507,337.60
Washington	\$133,141.00	\$245,931.00	\$10,346.00	\$0.00	\$4,695.00	\$394,113.00
Whitley	\$2,903,932.00	\$9,049,658.50	\$144.50	\$0.00	\$0.00	\$11,953,735.00
Woodford	\$186,543.00	\$383,551.00	\$0.00	\$0.00	\$21,516.50	\$591,610.50

# The Year In Review

County	Supplies- Equipment-CMD	Rent	Janitorial	Security	Bookkeeping
Anderson	\$61,869.41	\$29,400.00	\$3,850.00	\$0.00	\$0.00
Ballard	\$2,617.67	\$3,150.00	\$0.00	\$0.00	\$0.00
Barren	\$0.00	\$0.00	\$0.00	\$0.00	\$0.00
Bath	\$0.00	\$0.00	\$0.00	\$0.00	\$0.00
Bell	\$948,917.20	\$290,200.00	\$10,815.00	\$18,240.00	\$4,066.08
Boone	\$188,483.43	\$24,612.50	\$11,508.00	\$1,500.00	\$100.00
Bourbon	\$0.00	\$0.00	\$0.00	\$0.00	\$205.00
Boyd	\$559,888.17	\$80,842.78	\$12,750.00	\$33,016.82	\$17,825.00
Boyle	\$35,218.64	\$18,700.00	\$300.00	\$0.00	\$0.00
Bracken	\$1,001.30	\$800.00	\$0.00	\$0.00	\$0.00
Breckinridge	\$38,621.60	\$0.00	\$9,975.00	\$0.00	\$0.00
Bullitt	\$190,720.65	\$75,600.00	\$0.00	\$7,935.00	\$104.64
Calloway	\$11,600.70	\$0.00	\$0.00	\$0.00	\$0.00
Campbell	\$104,463.21	\$4,925.00	\$14,250.00	\$2,087.00	\$2,220.00
Carlisle	\$417.14	\$0.00	\$0.00	\$0.00	\$0.00
Carroll	\$12,822.80	\$0.00	\$0.00	\$0.00	\$160.00
Casey	\$0.00	\$0.00	\$0.00	\$0.00	\$0.00
Christian	\$192,519.44	\$66,500.00	\$5,390.00	\$0.00	\$7,750.00
Clark	\$410,424.34	\$326,050.00	\$0.00	\$10,105.00	\$11,761.89
Crittenden	\$4,184.62	\$0.00	\$0.00	\$0.00	\$0.00
Daviess	\$351,058.87	\$185,630.00	\$0.00	\$33,955.00	\$17,490.00
Fayette	\$569,900.90	\$341,985.00	\$0.00	\$32,700.00	\$7,500.00
Fleming	\$103,768.82	\$50,600.00	\$0.00	\$4,100.00	\$0.00
Floyd	\$743,016.72	\$178,250.00	\$13,560.00	\$0.00	\$400.00
Franklin	\$71,022.29	\$4,280.00	\$3,000.00	\$5,600.00	\$1,150.00
Gallatin	\$593.20	\$0.00	\$0.00	\$0.00	\$0.00
Grant	\$45,765.20	\$28,875.00	\$0.00	\$0.00	\$7,200.00
Graves	\$99,335.19	\$50,340.00	\$12,200.00	\$0.00	\$8,515.00
Grayson	\$141,876.51	\$0.00	\$15,910.00	\$0.00	\$9,680.00
Green	\$7,784.65	\$0.00	\$2,650.00	\$0.00	\$5,190.00
Greenup	\$342,201.40	\$103,500.00	\$15,750.00	\$0.00	\$3,600.00
Hardin	\$605,254.28	\$249,864.50	\$39,609.93	\$22,125.00	\$13,487.16
Harrison	\$37,339.11	\$0.00	\$0.00	\$0.00	\$0.00
Henderson	\$229,723.67	\$212,475.00	\$0.00	\$23,555.00	\$3,200.00
Henry	\$64,126.82	\$0.00	\$4,285.00	\$0.00	\$3,410.00
Hickman	\$476.52	\$0.00	\$0.00	\$0.00	\$0.00
Hopkins	\$81,415.54	\$0.00	\$4,296.27	\$0.00	\$224.20
Jefferson	\$3,449,510.72	\$2,841,821.00	\$30,052.88	\$338,298.80	\$22,420.83
Jessamine	\$2,529.44	\$0.00	\$255.00	\$0.00	\$0.00
Kenton	\$569,966.32	\$154,385.00	\$20,696.66	\$21,352.00	\$10,944.64
Knox	\$0.00	\$1,200.00	\$200.00	\$0.00	\$0.00
Laurel	\$520,600.86	\$107,925.00	\$8,400.00	\$3,605.00	\$12,525.00
Lewis	\$2,690.91	\$0.00	\$0.00	\$0.00	\$0.00
Lincoln	\$26,965.29	\$0.00	\$6,346.00	\$0.00	\$1,150.00
Logan	\$990.57	\$0.00	\$1,650.00	\$0.00	\$0.00

# The Year In Review

County	Supplies- Equipment-CMD	Rent	Janitorial	Security	Bookkeeping
Lyon	\$1,762.78	\$0.00	\$0.00	\$0.00	\$0.00
Madison	\$190,378.97	\$211,800.00	\$33,500.00	\$0.00	\$14,400.00
Marion	\$15,363.22	\$0.00	\$0.00	\$0.00	\$0.00
Marshall	\$1,611.92	\$0.00	\$0.00	\$0.00	\$379.56
Martin	\$38,430.29	\$8,500.00	\$0.00	\$0.00	\$0.00
Mason	\$193,408.43	\$35,100.00	\$0.00	\$0.00	\$1,750.00
McCracken	\$358,538.08	\$397,585.97	\$0.00	\$33,777.50	\$2,490.00
McCreary	\$50,629.23	\$28,250.00	\$1,750.00	\$0.00	\$100.00
McLean	\$0.00	\$0.00	\$0.00	\$0.00	\$0.00
Meade	\$122,472.97	\$14,827.40	\$8,000.00	\$0.00	\$120.00
Mercer	\$0.00	\$0.00	\$0.00	\$0.00	\$0.00
Metcalfe	\$184,160.77	\$101,000.00	\$24,160.31	\$13,657.50	\$1,600.00
Muhlenberg	\$15,173.71	\$15,600.00	\$0.00	\$0.00	\$0.00
Nelson	\$223,846.46	\$98,910.00	\$7,680.00	\$0.00	\$0.00
Nicholas	\$0.00	\$0.00	\$0.00	\$0.00	\$0.00
Ohio	\$2,043.15	\$0.00	\$0.00	\$0.00	\$0.00
Oldham	\$897.21	\$0.00	\$0.00	\$56.25	\$15.00
Pendleton	\$27,681.24	\$14,400.00	\$0.00	\$0.00	\$0.00
Perry	\$126,239.12	\$50,500.00	\$0.00	\$14,800.00	\$0.00
Pike	\$281,417.68	\$265,400.00	\$0.00	\$0.00	\$6,565.00
Powell	\$6,984.62	\$0.00	\$0.00	\$0.00	\$0.00
Pulaski	\$561,779.67	\$338,885.00	\$42,850.00	\$3,600.00	\$3,050.00
Rowan	\$167,076.19	\$63,000.00	\$0.00	\$0.00	\$0.00
Scott	\$79,371.97	\$83,400.00	\$0.00	\$0.00	\$0.00
Shelby	\$117,522.75	\$118,650.00	\$0.00	\$0.00	\$150.00
Simpson	\$1,224,914.08	\$739,595.00	\$90,730.91	\$59,486.00	\$9,900.81
Spencer	\$55.00	\$0.00	\$0.00	\$0.00	\$0.00
Taylor	\$10,465.38	\$0.00	\$600.00	\$0.00	\$2,000.00
Todd	\$288,342.91	\$149,250.00	\$51,055.00	\$19,315.00	\$2,900.00
Trigg	\$2,771.19	\$0.00	\$0.00	\$0.00	\$0.00
Union	\$10,644.66	\$12,000.00	\$0.00	\$51.00	\$0.00
Warren	\$142,928.68	\$0.00	\$16,200.00	\$6,080.00	\$0.00
Washington	\$17,650.09	\$0.00	\$0.00	\$0.00	\$0.00
Whitley	\$844,648.02	\$350,625.00	\$58,365.00	\$17,120.00	\$4,550.00
Woodford	\$17,101.22	\$0.00	\$0.00	\$0.00	\$4,005.00