

2012 Annual Report

Jan. 1, 2012 – Dec. 31, 2012



Kentucky Department of Charitable Gaming

The Year In Review

2012 Charitable Gaming Advisory Commission

Secretary Robert D. Vance

Public Protection Cabinet
Frankfort, Kentucky
Member by virtue of office

Proxy Heather Combs

Attorney General Jack Conway

Office of the Attorney General
Frankfort, Kentucky
Member by virtue of office

Proxy Nicole Pang

Michael E. Hayes

Catholic Organizations
Louisville, Kentucky
Term expires **July 10, 2016**

Carlos Pugh

Joint Executive Council of Veterans' Organizations
Frankfort, Kentucky
Term expires **July 10, 2015**

Sherrie Simpson

Certified Public Accountants
Lexington, Kentucky
Term expires **Nov. 11, 2013**

Jack A. Jeziorski

Public at Large
Louisville, Kentucky
Term expires **July 10, 2014**

Monica Rath

Volunteer Firefighters
Newport, Kentucky
Term expires **April 23, 2015**

Larry Cleveland

Commonwealth Attorneys
Frankfort, Kentucky
Term expires **July 10, 2014**

Robert L. Clark

Kentucky Charitable Gaming Association
Louisville, Kentucky
Term Expires **July 10, 2014**

The Year In Review

DCG Outlook

The focus of the Kentucky Department of Charitable Gaming is educating the public on the statutes and regulations that govern the charitable gaming industry, emphasizing the importance of charitable gaming to the citizens and communities across the Commonwealth of Kentucky, and ensuring the integrity and accountability of nearly a half billion dollar cash industry. The department is consistently examining methods used across the state for ways to make charitable gaming easier and more profitable for charities. The department's number one goal is to ensure every dollar made available in charitable gaming ends up in the hands of the charities in order to achieve their charitable purpose.

The department continues to seek ways to be more service friendly, helpful and find new ways to assist the charities in maintaining compliance. The department staff is committed to enhancing and improving our outreach efforts and is here to help charities with questions, concerns, or issues that may arise. We look forward to working with you and best wishes to each and every organization in reaching their charitable goal.

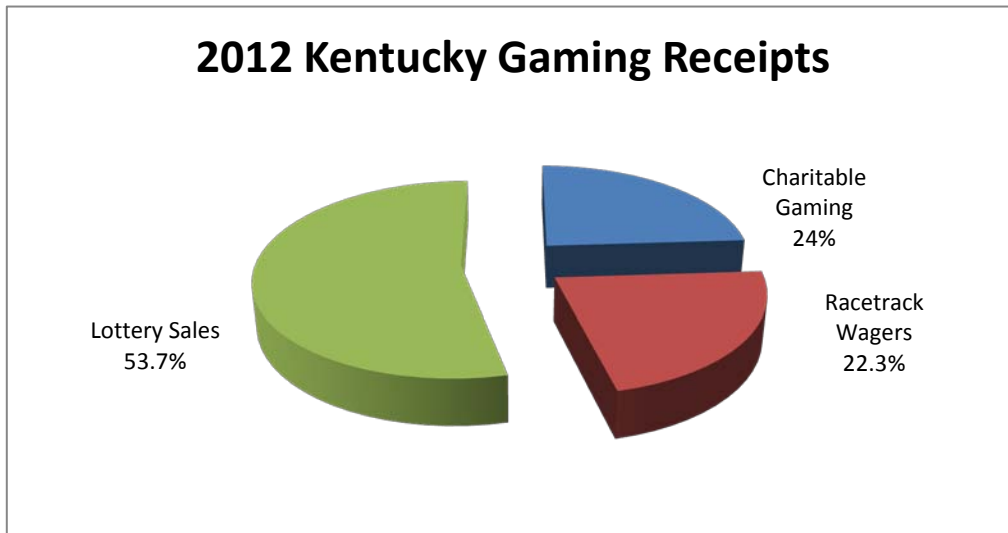
In FY 2012, the Department of Charitable Gaming operating budget information and comparative information to previous years is as follows: The Department of Charitable Gaming is required by statute to be self-supporting through a fee collected on gross gaming receipts paid by more than 654 Kentucky Licensed Charitable Gaming Organizations, while an additional 716 licenses are classified as exempt because they earn below \$25,000 annually. Effective July 1, 2007, KRS 238.570 was amended to allow adjustment to this fee based on annual gross receipts by October 1 of each odd-numbered year.

| Fiscal Year | Budget Appropriation | # of Staff | Fee |
|--------------------|-----------------------------|-------------------|------------|
| 2008 | \$3,143,200 | 42 | .0060 |
| 2009 | \$3,092,900 | 38 | .00649 |
| 2010 | \$3,092,900 | 38 | .00649 |
| 2011 | \$2,834,500 | 37 | .00764 |
| 2012 | \$3,299,000 | 34 | .00764 |

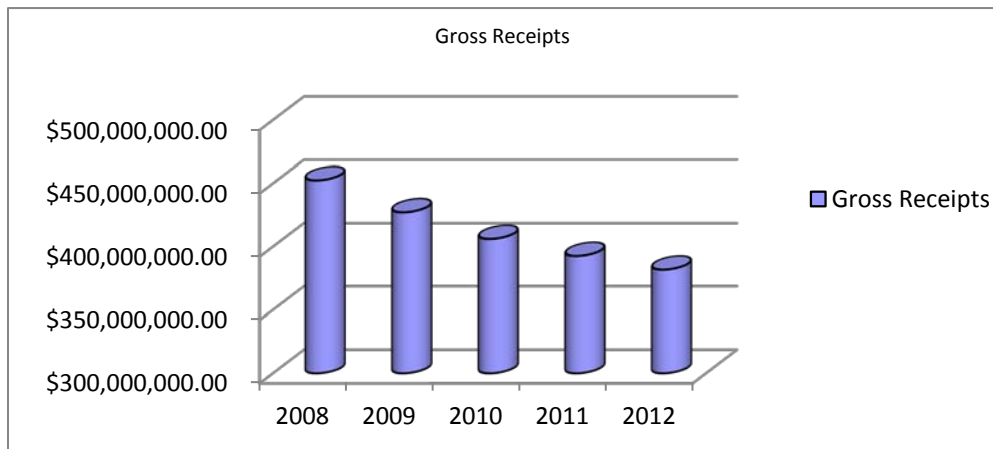
The Year In Review

Gross Receipts

In 2012, charitable gaming players spent more money on charitable gaming than wagered on horseracing in Kentucky. Of the three types of legalized gaming in Kentucky, charitable gaming received over \$381.6 million in gross receipts, or 24 percent of the dollars wagered. The Kentucky Lottery had the largest amount of gaming revenue, capturing approximately \$854.7 million, or 53.7 percent in gross receipts, while horseracing wagered receipts were approximately \$354.4 million, or 22.3 percent. *Additional \$198.2 million was wagered on Historic Racing.




- The gross receipts of a charitable gaming organization are defined as the money taken at the door before payouts or expenses are deducted. In 2012, the gross receipts for Kentucky’s charitable gaming organizations were **\$381,694,382.18**
- The following chart represents the comparison with previous years:



The Year In Review

Retention Percentage

Kentucky has a 40 percent retention percentage that by law must be retained for charitable purposes by the charities. The retention percentage (money available for charities to be used) was 61.08 percent in 2012.



The Year In Review

Charitable Organizations/Types of Licensees

The Department of Charitable Gaming licenses not only charitable organizations, but also the manufacturers of gaming supplies, distributors of gaming supplies, and the facilities in which charitable gaming occurs. Charitable gaming organizations include churches, schools, bands, sports programs, veterans groups, fire and rescue departments, arts organizations, animal welfare groups, history or museum organizations, and others.

In order to qualify for a gaming license, an organization must have an IRS 501(c)(3), (4), (8), (10), or (19) exempt organization status, or be a school, institution of higher education, or state college or university. Since the department's creation, one-third of charitable gaming licensees are Catholic charities (churches, schools, or men's groups). Organizations associated with military veterans make up the second largest group of licensees. Together, these two groups account for approximately half of Kentucky's 1,370 licensed charitable gaming organizations, 654 licensed organizations and 716 exempt licenses in 2012.

In 2012, the numbers of licenses overseen by the Department of Charitable Gaming breaks down as follows:

| | |
|---------------|------------|
| Organizations | 654 |
| Manufacturers | 18 |
| Distributors | 14 |
| Facilities | 49 |
| Exempt | 716 |
| CFE * | 233 |
| SLCFE ** | 111 |

***Charity Fundraising Event**

****Special Limited Charity Fundraising Event**

The Year In Review

Audit Branch

The Audit Branch of the Kentucky Department of Charitable Gaming is located within our Enforcement Division. The Audit Branch offers assistance to charitable gaming organizations with the accurate reporting of their charitable gaming operations and proceeds.

This is accomplished by the following:

- Training- to ensure that gaming organizations are as thoroughly familiar as possible with the gaming regulations and statutes.
- Reporting- to assist charities with the accurate reporting of the results of their gaming operations and the remittance of the fee due based on the gross receipts generated by those operations.
- Audits- examining the financial records of a charity to ensure that all statutory and regulatory requirements have been met.
- 106 audits were assigned during 2012. Of the 106, 66 were completed and published. 40 were carried over to 2013.

Investigative Branch

The Investigative Branch is part of the Enforcement Division. The main function of this branch is to investigate complaints of criminal wrongdoing regarding charitable gaming within the Commonwealth of Kentucky.

The Investigative Branch of the Department of Charitable Gaming's management staff is comprised of one director of enforcement and one investigator manager who reports directly to the director of enforcement. In fiscal year 2012, there were five investigators assigned to the Enforcement Division. These investigators main duties are focused on investigating complaints and/or alleged criminal wrongdoing and are located throughout the Commonwealth of Kentucky. The criminal allegations may include theft, criminal possession of a forged instrument, promoting gambling, possession of gambling devices, participation in a continuing criminal enterprise, tax evasion and money laundering.

The Investigative Branch works hand in hand with our Audit Branch as well as with local, state and federal law enforcement agencies, joint task force and prosecutors in order to enhance the investigation of criminal charitable gaming cases. In 2012, the department implemented the use of barcode scanners which have been incorporated into the investigative process and they have been proven to be an effective tool.

In 2012, the Investigative Branch opened 51 new criminal cases, 41 which have been closed with various outcomes. Of the remaining 10 cases, six are pending final audits (five of which are being investigated as one investigation), three are in various stages in the District/Circuit Court System and one is still being investigated as an active case.

The Year In Review

Legal Branch

The Legal Branch of the Department of Charitable Gaming continued its efforts to improve efficiencies in 2012. For the first time since 1992, charities unable to achieve retention of 40% of their net gaming receipts were notified by April 30, 2012 rather than the September-November notifications that had previously been the norm. This timely notification permitted charities to revamp their financial plans in a timely manner, so that they could maximize their fundraising efforts for their charitable purpose, and avoid future suspension of their gaming license. In addition, the Legal Branch increased its use of email communication with licensees, reducing paperwork and postage costs. The Legal Branch issued 409 Notices of Proposed Administrative Action in 2012. We resolved almost all of these appeals by settlement agreement.

Accounting Section

In FY 2012, the Accounting Section continued its efforts to assure that financial reports are reviewed within the 2 month deadline established by KRS 238.560(3)(d) while maintaining a high quality of financial review. As a result, most charities were able to correct deficiencies in their financial reporting processes before the next quarterly financial report was due. The Accounting Section also partnered with the Licensing Branch to streamline the reporting requirements for special charity gaming events, special limited charity fundraising events and raffles. The Accounting Section and Audit Branch worked together to identify and audit organizations which demonstrated a pattern of financial anomalies to assure that all fundraising gaming efforts were being properly used for charitable purposes.

The Year In Review

| County | Bingo Gross | Pulltab Gross | Raffle Gross | NC Prize Wheels Gross | Special License Gross | Ret'd Checks Collected | Ret'd Checks | Total Gross |
|--------------|-----------------|-----------------|----------------|--------------------------|--------------------------|---------------------------|--------------|-----------------|
| Adair | \$56,883.00 | \$191,613.20 | \$10,009.00 | \$0.00 | \$0.00 | \$0.00 | \$157.00 | \$258,662.20 |
| Anderson | \$381,878.43 | \$1,600,723.00 | \$672.00 | \$0.00 | \$959.00 | \$11,029.50 | \$10,838.00 | \$2,006,099.93 |
| Barren | \$0.00 | \$0.00 | \$60,688.50 | \$0.00 | \$0.00 | \$50.00 | \$50.00 | \$60,788.50 |
| Bath | \$0.00 | \$0.00 | \$30,000.00 | \$0.00 | \$0.00 | \$0.00 | \$0.00 | \$30,000.00 |
| Bell | \$3,592,663.74 | \$14,639,616.00 | \$0.00 | \$0.00 | \$23,571.00 | \$1,137.00 | \$4,539.00 | \$18,261,526.74 |
| Boone | \$844,008.00 | \$4,074,730.55 | \$224,639.99 | \$0.00 | \$221,018.79 | \$3,795.00 | \$2,680.00 | \$5,370,872.33 |
| Bourbon | \$52,558.00 | \$241,267.00 | \$7,470.00 | \$0.00 | \$0.00 | \$0.00 | \$0.00 | \$301,295.00 |
| Boyd | \$1,403,152.94 | \$11,475,157.17 | \$307,169.00 | \$0.00 | \$28,459.00 | \$46,056.00 | \$46,160.00 | \$13,306,154.11 |
| Boyle | \$284,111.50 | \$1,066,284.00 | \$10,969.00 | \$0.00 | \$9,706.00 | \$3,583.00 | \$4,278.00 | \$1,378,931.50 |
| Bracken | \$6,841.50 | \$14,421.00 | \$18,035.00 | \$0.00 | \$29,057.00 | \$0.00 | \$0.00 | \$68,354.50 |
| Breckinridge | \$287,861.20 | \$982,985.85 | \$16,710.00 | \$353.25 | \$36,220.24 | \$1,070.00 | \$2,398.00 | \$1,327,598.54 |
| Bullitt | \$889,387.00 | \$3,894,186.00 | \$31,097.91 | \$870.81 | \$107,016.89 | \$10,280.00 | \$10,984.00 | \$4,943,822.61 |
| Calloway | \$116,796.00 | \$353,512.00 | \$0.00 | \$0.00 | \$16,382.00 | \$2,585.00 | \$2,010.00 | \$491,285.00 |
| Campbell | \$604,918.00 | \$1,764,147.99 | \$338,257.80 | \$12,388.44 | \$431,077.36 | \$250.00 | \$2,609.00 | \$3,153,648.59 |
| Carlisle | \$6,866.44 | \$4,836.00 | \$9,097.75 | \$0.00 | \$0.00 | \$100.00 | \$100.00 | \$21,000.19 |
| Carroll | \$61,682.00 | \$386,207.67 | \$544.00 | \$0.00 | \$0.00 | \$0.00 | \$500.00 | \$448,933.67 |
| Casey | \$145.00 | \$1,056.00 | \$8,579.00 | \$2,088.70 | \$0.00 | \$0.00 | \$0.00 | \$11,868.70 |
| Christian | \$1,825,030.37 | \$2,681,750.50 | \$24,289.25 | \$0.00 | \$45,614.00 | \$42,630.20 | \$14,810.00 | \$4,634,124.32 |
| Clark | \$1,856,112.57 | \$9,397,954.62 | \$1,254.00 | \$0.00 | \$0.00 | \$60,761.01 | \$64,060.00 | \$11,380,142.20 |
| Clay | \$18,950.00 | \$87,350.00 | \$0.00 | \$0.00 | \$0.00 | \$0.00 | \$0.00 | \$106,300.00 |
| Crittenden | \$33,844.00 | \$134,460.10 | \$3,653.00 | \$0.00 | \$1,380.00 | \$60.00 | \$90.00 | \$173,487.10 |
| Daviess | \$2,447,889.84 | \$6,172,858.02 | \$331,791.26 | \$9,885.90 | \$202,417.85 | \$5,696.00 | \$8,397.00 | \$9,178,935.87 |
| Fayette | \$1,753,255.84 | \$6,959,206.95 | \$505,311.50 | \$6,980.13 | \$214,324.58 | \$9,054.57 | \$17,415.00 | \$9,465,548.57 |
| Fleming | \$81,984.00 | \$575,692.03 | \$4,100.00 | \$0.00 | \$0.00 | \$7,796.50 | \$7,232.00 | \$676,804.53 |
| Floyd | \$2,395,852.00 | \$9,305,266.01 | \$4,171.00 | \$0.00 | \$0.00 | \$64,303.00 | \$72,436.00 | \$11,842,028.01 |
| Franklin | \$925,136.00 | \$1,774,799.35 | \$302,646.45 | \$0.00 | \$8,389.00 | \$7,445.00 | \$11,045.00 | \$3,029,460.80 |
| Grant | \$243,920.00 | \$1,271,755.00 | \$0.00 | \$0.00 | \$0.00 | \$795.00 | \$5,195.00 | \$1,521,665.00 |
| Graves | \$825,512.20 | \$2,062,100.92 | \$89,653.33 | \$0.00 | \$47,105.46 | \$0.00 | \$205.00 | \$3,024,576.91 |
| Grayson | \$839,876.00 | \$2,687,575.00 | \$55,889.50 | \$0.00 | \$17,770.17 | \$13,425.25 | \$9,826.25 | \$3,624,362.17 |
| Green | \$87,990.00 | \$206,847.90 | \$0.00 | \$0.00 | \$0.00 | \$1,507.00 | \$1,427.00 | \$297,771.90 |
| Greenup | \$1,042,310.50 | \$5,021,430.66 | \$895.00 | \$0.00 | \$369.00 | \$35,734.00 | \$34,974.00 | \$6,135,713.16 |
| Hardin | \$2,541,032.95 | \$9,543,924.00 | \$105,960.50 | \$721.30 | \$72,892.00 | \$24,569.00 | \$26,776.00 | \$12,315,875.75 |
| Harrison | \$241,551.00 | \$1,025,193.00 | \$10,568.00 | \$0.00 | \$0.00 | \$3,070.00 | \$2,995.00 | \$1,283,377.00 |
| Henderson | \$1,743,097.01 | \$3,356,731.60 | \$161,647.40 | \$0.00 | \$0.00 | \$200.00 | \$200.00 | \$5,261,876.01 |
| Henry | \$166,238.79 | \$520,482.00 | \$1,176.00 | \$0.00 | \$0.00 | \$5,539.00 | \$4,875.00 | \$698,310.79 |
| Hickman | \$3,600.20 | \$3,360.00 | \$4,358.00 | \$0.00 | \$0.00 | \$0.00 | \$0.00 | \$11,318.20 |
| Hopkins | \$868,975.90 | \$688,211.00 | \$95,808.25 | \$2,057.00 | \$25,748.00 | \$788.00 | \$689.00 | \$1,682,277.15 |
| Jefferson | \$17,453,841.31 | \$67,111,471.75 | \$4,300,296.90 | \$92,225.59 | \$3,373,540.41 | \$71,650.00 | \$93,235.00 | \$92,496,260.96 |
| Jessamine | \$0.00 | \$0.00 | \$3,650.00 | \$0.00 | \$11,900.09 | \$0.00 | \$0.00 | \$15,550.09 |
| Kenton | \$2,380,530.74 | \$8,255,714.69 | \$610,724.26 | \$3,534.00 | \$802,879.36 | \$11,451.04 | \$15,651.44 | \$12,080,485.53 |
| Knott | \$1,435.00 | \$6,040.00 | \$0.00 | \$0.00 | \$0.00 | \$0.00 | \$0.00 | \$7,475.00 |
| Knox | \$0.00 | \$0.00 | \$4,763.00 | \$0.00 | \$19,288.38 | \$0.00 | \$115.00 | \$24,166.38 |
| Laurel | \$2,670,300.00 | \$9,095,687.16 | \$16,613.50 | \$0.00 | \$0.00 | \$11,330.00 | \$18,944.00 | \$11,812,874.66 |
| Lewis | \$0.00 | \$126,500.00 | \$0.00 | \$0.00 | \$0.00 | \$0.00 | \$100.00 | \$126,600.00 |
| Lincoln | \$233,261.12 | \$806,329.00 | \$0.00 | \$0.00 | \$0.00 | \$3,127.00 | \$3,668.00 | \$1,046,385.12 |

The Year In Review

| County | Bingo Gross | Pulltab Gross | Raffle Gross | NC Prize Wheels Gross | Special License Gross | Ret'd Checks Collected | Ret'd Checks | Total Gross |
|------------|----------------|-----------------|----------------|-----------------------------|--------------------------|---------------------------|--------------|-----------------|
| Logan | \$30,612.49 | \$9,088.00 | \$0.00 | \$0.00 | \$0.00 | \$1,645.00 | \$1,170.00 | \$42,515.49 |
| Lyon | \$15,928.00 | \$28,581.00 | \$1,241.00 | \$0.00 | \$3,100.00 | \$0.00 | \$0.00 | \$48,850.00 |
| Madison | \$1,484,167.68 | \$5,596,167.18 | \$61,650.75 | \$0.00 | \$8,843.00 | \$37,093.05 | \$49,577.00 | \$7,237,498.66 |
| Marion | \$19,111.00 | \$26,143.10 | \$36,177.00 | \$4,515.66 | \$143,587.72 | \$0.00 | \$0.00 | \$229,534.48 |
| Marshall | \$14,556.00 | \$47,927.00 | \$0.00 | \$0.00 | \$0.00 | \$0.00 | \$0.00 | \$62,483.00 |
| Martin | \$332,548.00 | \$1,480,650.00 | \$0.00 | \$0.00 | \$0.00 | \$7,596.00 | \$9,777.00 | \$1,830,571.00 |
| Mason | \$581,608.08 | \$4,964,884.75 | \$106,797.47 | \$0.00 | \$20,640.00 | \$10,925.00 | \$11,895.00 | \$5,696,750.30 |
| Mccracken | \$2,378,429.06 | \$8,644,526.34 | \$83,126.16 | \$0.00 | \$56,295.00 | \$13,416.50 | \$19,406.00 | \$11,195,199.06 |
| Mccreary | \$260,385.50 | \$850,186.00 | \$5,335.00 | \$0.00 | \$15,563.00 | \$2,414.00 | \$3,629.00 | \$1,137,512.50 |
| Mclean | \$0.00 | \$0.00 | \$0.00 | \$0.00 | \$0.00 | \$0.00 | \$0.00 | \$0.00 |
| Meade | \$307,661.51 | \$3,428,473.88 | \$13,388.00 | \$497.70 | \$114,147.33 | \$12,700.75 | \$12,265.00 | \$3,889,134.17 |
| Mercer | \$0.00 | \$0.00 | \$0.00 | \$0.00 | \$0.00 | \$0.00 | \$0.00 | \$0.00 |
| Metcalfe | \$1,068,399.50 | \$4,636,751.75 | \$10,313.00 | \$0.00 | \$0.00 | \$14,191.55 | \$13,530.00 | \$5,743,185.80 |
| Muhlenberg | \$102,542.00 | \$435,906.00 | \$0.00 | \$0.00 | \$0.00 | \$0.00 | \$0.00 | \$538,448.00 |
| Nelson | \$1,042,358.46 | \$2,703,943.11 | \$256,780.05 | \$1,522.86 | \$289,320.59 | \$10,850.00 | \$16,435.00 | \$4,321,210.07 |
| Oldham | \$0.00 | \$764.00 | \$39,014.75 | \$0.00 | \$36,978.65 | \$0.00 | \$0.00 | \$76,757.40 |
| Pendleton | \$210,738.00 | \$760,222.80 | \$0.00 | \$0.00 | \$0.00 | \$1,146.80 | \$2,884.50 | \$974,992.10 |
| Perry | \$799,657.00 | \$2,912,451.50 | \$28,985.00 | \$0.00 | \$0.00 | \$10,780.00 | \$12,455.00 | \$3,764,328.50 |
| Pike | \$1,340,290.00 | \$6,199,943.00 | \$124.00 | \$548.00 | \$33,515.00 | \$9,190.20 | \$6,006.20 | \$7,589,616.40 |
| Powell | \$89,633.00 | \$362,382.00 | \$0.00 | \$0.00 | \$2,100.00 | \$0.00 | \$230.00 | \$454,345.00 |
| Pulaski | \$2,061,536.64 | \$7,716,389.45 | \$123,089.50 | \$0.00 | \$0.00 | \$16,375.50 | \$32,267.78 | \$9,949,658.87 |
| Rowan | \$523,811.00 | \$2,059,386.50 | \$35,453.00 | \$0.00 | \$0.00 | \$1,110.00 | \$2,272.00 | \$2,622,032.50 |
| Scott | \$409,365.00 | \$1,529,239.00 | \$3,383.00 | \$0.00 | \$37,924.70 | \$0.00 | \$50.00 | \$1,979,961.70 |
| Shelby | \$468,880.00 | \$1,633,510.00 | \$38,470.00 | \$0.00 | \$8,334.50 | \$3,975.00 | \$12,603.00 | \$2,165,772.50 |
| Simpson | \$5,961,893.38 | \$16,970,930.40 | \$11,114.00 | \$0.00 | \$0.00 | \$6,448.00 | \$7,980.00 | \$22,958,365.78 |
| Spencer | \$0.00 | \$0.00 | \$7,530.00 | \$0.00 | \$1,260.00 | \$0.00 | \$0.00 | \$8,790.00 |
| Taylor | \$0.00 | \$343,492.00 | \$0.00 | \$0.00 | \$2,700.00 | \$0.00 | \$0.00 | \$346,192.00 |
| Todd | \$1,577,072.62 | \$7,980,516.13 | \$2,618.27 | \$0.00 | \$0.00 | \$9,751.00 | \$20,181.00 | \$9,590,139.02 |
| Trigg | \$62,810.00 | \$76,777.00 | \$4,028.00 | \$0.00 | \$0.00 | \$0.00 | \$0.00 | \$143,615.00 |
| Union | \$203,684.00 | \$156,962.00 | \$4,902.00 | \$797.86 | \$19,201.95 | \$225.00 | \$225.00 | \$385,997.81 |
| Warren | \$844,277.00 | \$2,628,395.00 | \$5,641,905.09 | \$0.00 | \$39,835.00 | \$20.00 | \$1,635.00 | \$9,156,067.09 |
| Washington | \$142,906.00 | \$368,562.00 | \$68,951.00 | \$3,702.00 | \$7,736.00 | \$1,075.00 | \$1,465.00 | \$594,397.00 |
| Whitley | \$2,563,751.08 | \$10,979,254.00 | \$178.00 | \$0.00 | \$0.00 | \$39,251.45 | \$47,186.00 | \$13,629,620.53 |
| Woodford | \$201,291.00 | \$540,808.25 | \$45,100.00 | \$0.00 | \$46,913.00 | \$0.00 | \$0.00 | \$834,112.25 |

The Year In Review

| County | Bingo Payouts | Pulltab Payouts | Raffle Payouts | NC Prize Wheels Payouts | Special License Payouts | Total Payouts |
|--------------|-----------------|-----------------|----------------|-------------------------|-------------------------|-----------------|
| Adair | \$73,014.00 | \$144,387.00 | \$2,470.95 | \$0.00 | \$0.00 | \$219,871.95 |
| Anderson | \$448,536.00 | \$1,227,452.00 | \$864.00 | \$0.00 | \$720.00 | \$1,677,572.00 |
| Barren | \$0.00 | \$0.00 | \$13,027.98 | \$0.00 | \$0.00 | \$13,027.98 |
| Bath | \$0.00 | \$0.00 | \$11,500.00 | \$0.00 | \$0.00 | \$11,500.00 |
| Bell | \$4,566,286.00 | \$11,353,184.00 | \$0.00 | \$0.00 | \$18,276.00 | \$15,937,746.00 |
| Boone | \$940,959.24 | \$3,161,944.11 | \$54,142.68 | \$0.00 | \$79,197.06 | \$4,236,243.09 |
| Bourbon | \$7,696.00 | \$17,840.00 | \$3,850.00 | \$0.00 | \$0.00 | \$29,386.00 |
| Boyd | \$2,092,368.00 | \$8,846,755.00 | \$95,898.00 | \$0.00 | \$20,981.20 | \$11,056,002.20 |
| Boyle | \$281,723.00 | \$763,748.00 | \$225.00 | \$0.00 | \$6,199.00 | \$1,051,895.00 |
| Bracken | \$6,140.90 | \$10,265.00 | \$6,750.00 | \$0.00 | \$0.00 | \$23,155.90 |
| Breckinridge | \$340,120.00 | \$752,400.00 | \$300.00 | \$0.00 | \$17,730.46 | \$1,110,550.46 |
| Bullitt | \$1,079,199.00 | \$2,936,880.00 | \$6,209.74 | \$0.00 | \$43,816.32 | \$4,066,105.06 |
| Calloway | \$136,711.00 | \$268,577.00 | \$0.00 | \$0.00 | \$10,691.00 | \$415,979.00 |
| Campbell | \$573,761.50 | \$1,301,633.00 | \$118,327.64 | \$3,040.91 | \$150,610.10 | \$2,147,373.15 |
| Carlisle | \$1,515.05 | \$3,234.50 | \$3,000.00 | \$0.00 | \$0.00 | \$7,749.55 |
| Carroll | \$65,022.00 | \$297,745.00 | \$300.00 | \$0.00 | \$0.00 | \$363,067.00 |
| Casey | \$72.51 | \$744.00 | \$3,600.00 | \$0.00 | \$0.00 | \$4,416.51 |
| Christian | \$1,760,974.50 | \$1,907,011.00 | \$4,143.50 | \$0.00 | \$25,314.40 | \$3,697,443.40 |
| Clark | \$2,184,281.00 | \$6,696,384.03 | \$255.00 | \$0.00 | \$0.00 | \$8,880,920.03 |
| Clay | \$34,002.00 | \$66,806.00 | \$0.00 | \$0.00 | \$0.00 | \$100,808.00 |
| Crittenden | \$42,837.00 | \$98,034.00 | \$1,019.00 | \$0.00 | \$982.00 | \$142,872.00 |
| Daviess | \$2,078,195.00 | \$4,771,709.00 | \$182,224.90 | \$0.00 | \$45,943.67 | \$7,078,072.57 |
| Fayette | \$1,593,060.00 | \$5,237,508.00 | \$160,803.18 | \$0.00 | \$68,090.53 | \$7,059,461.71 |
| Fleming | \$110,745.50 | \$439,574.00 | \$2,500.00 | \$0.00 | \$0.00 | \$552,819.50 |
| Floyd | \$2,968,419.00 | \$7,075,567.00 | \$495.00 | \$0.00 | \$0.00 | \$10,044,481.00 |
| Franklin | \$853,067.25 | \$1,386,392.00 | \$51,358.42 | \$0.00 | \$6,060.00 | \$2,296,877.67 |
| Grant | \$340,382.00 | \$948,192.00 | \$0.00 | \$0.00 | \$0.00 | \$1,288,574.00 |
| Graves | \$946,458.91 | \$1,549,363.00 | \$36,160.54 | \$0.00 | \$25,222.84 | \$2,557,205.29 |
| Grayson | \$946,803.00 | \$2,063,832.00 | \$24,224.30 | \$0.00 | \$11,136.50 | \$3,045,995.80 |
| Green | \$93,947.25 | \$154,234.00 | \$0.00 | \$0.00 | \$0.00 | \$248,181.25 |
| Greenup | \$1,220,243.00 | \$3,879,955.00 | \$1,067.00 | \$0.00 | \$0.00 | \$5,101,265.00 |
| Hardin | \$2,921,959.37 | \$7,313,036.00 | \$37,106.00 | \$0.00 | \$51,141.00 | \$10,323,242.37 |
| Harrison | \$281,696.00 | \$778,488.00 | \$2,691.00 | \$0.00 | \$0.00 | \$1,062,875.00 |
| Henderson | \$1,342,777.00 | \$2,584,690.00 | \$37,501.00 | \$0.00 | \$0.00 | \$3,964,968.00 |
| Henry | \$235,237.00 | \$393,443.00 | \$588.00 | \$0.00 | \$0.00 | \$629,268.00 |
| Hickman | \$1,600.38 | \$2,337.00 | \$0.00 | \$0.00 | \$0.00 | \$3,937.38 |
| Hopkins | \$679,547.95 | \$513,615.00 | \$49,214.95 | \$0.00 | \$18,480.00 | \$1,260,857.90 |
| Jefferson | \$20,475,755.81 | \$50,862,621.71 | \$1,345,427.98 | \$5,797.10 | \$1,332,583.41 | \$74,022,186.01 |
| Jessamine | \$0.00 | \$0.00 | \$1,907.34 | \$0.00 | \$4,883.43 | \$6,790.77 |
| Kenton | \$2,452,986.50 | \$6,297,710.99 | \$221,166.51 | \$0.00 | \$324,674.08 | \$9,296,538.08 |
| Knott | \$1,492.00 | \$4,735.00 | \$0.00 | \$0.00 | \$0.00 | \$6,227.00 |
| Knox | \$0.00 | \$0.00 | \$1,175.00 | \$0.00 | \$2,669.00 | \$3,844.00 |
| Laurel | \$3,277,000.00 | \$7,059,287.00 | \$3,139.50 | \$0.00 | \$0.00 | \$10,339,426.50 |
| Lewis | \$0.00 | \$98,052.00 | \$0.00 | \$0.00 | \$0.00 | \$98,052.00 |
| Lincoln | \$326,551.00 | \$591,740.00 | \$0.00 | \$0.00 | \$0.00 | \$918,291.00 |

The Year In Review

| County | Bingo Payouts | Pulltab Payouts | Raffle Payouts | NC Prize Wheels Payouts | Special License Payouts | Total Payouts |
|------------|----------------|-----------------|----------------|-------------------------|-------------------------|-----------------|
| Logan | \$25,274.00 | \$6,450.00 | \$0.00 | \$0.00 | \$0.00 | \$31,724.00 |
| Lyon | \$12,506.00 | \$19,539.00 | \$570.50 | \$0.00 | \$1,550.00 | \$34,165.50 |
| Madison | \$1,752,408.00 | \$4,378,660.00 | \$30,640.00 | \$0.00 | \$4,380.00 | \$6,166,088.00 |
| Marion | \$13,964.00 | \$20,123.00 | \$7,576.50 | \$105.00 | \$55,789.55 | \$97,558.05 |
| Marshall | \$13,643.00 | \$35,685.00 | \$0.00 | \$0.00 | \$0.00 | \$49,328.00 |
| Martin | \$521,518.00 | \$1,150,713.00 | \$0.00 | \$0.00 | \$0.00 | \$1,672,231.00 |
| Mason | \$799,930.00 | \$3,825,689.00 | \$64,629.64 | \$0.00 | \$6,825.00 | \$4,697,073.64 |
| Mccracken | \$2,364,202.00 | \$6,633,631.00 | \$38,286.50 | \$0.00 | \$21,792.00 | \$9,057,911.50 |
| Mccreary | \$324,042.00 | \$636,916.00 | \$4,460.00 | \$0.00 | \$10,538.00 | \$975,956.00 |
| McLean | \$0.00 | \$0.00 | \$0.00 | \$0.00 | \$0.00 | \$0.00 |
| Meade | \$352,297.00 | \$2,706,053.00 | \$7,900.00 | \$0.00 | \$61,556.41 | \$3,127,806.41 |
| Mercer | \$0.00 | \$0.00 | \$0.00 | \$0.00 | \$0.00 | \$0.00 |
| Metcalfe | \$1,017,853.00 | \$3,495,120.00 | \$4,417.00 | \$0.00 | \$0.00 | \$4,517,390.00 |
| Muhlenberg | \$84,748.00 | \$335,096.00 | \$0.00 | \$0.00 | \$0.00 | \$419,844.00 |
| Nelson | \$1,097,278.00 | \$2,036,625.00 | \$87,518.50 | \$673.10 | \$93,803.84 | \$3,315,898.44 |
| Oldham | \$0.00 | \$592.00 | \$10,079.65 | \$0.00 | \$10,683.94 | \$21,355.59 |
| Pendleton | \$244,741.00 | \$560,476.00 | \$0.00 | \$0.00 | \$0.00 | \$805,217.00 |
| Perry | \$901,146.00 | \$2,256,169.00 | \$9,099.40 | \$0.00 | \$0.00 | \$3,166,414.40 |
| Pike | \$1,708,159.00 | \$4,755,932.00 | \$50.00 | \$216.00 | \$25,677.00 | \$6,490,034.00 |
| Powell | \$124,859.00 | \$274,108.00 | \$0.00 | \$0.00 | \$1,700.00 | \$400,667.00 |
| Pulaski | \$2,234,286.98 | \$5,919,239.00 | \$31,157.25 | \$0.00 | \$0.00 | \$8,184,683.23 |
| Rowan | \$504,904.00 | \$1,520,576.25 | \$27,187.00 | \$0.00 | \$0.00 | \$2,052,667.25 |
| Scott | \$472,386.00 | \$1,161,143.00 | \$1,620.00 | \$0.00 | \$13,838.00 | \$1,648,987.00 |
| Shelby | \$584,128.00 | \$1,229,715.00 | \$10,729.00 | \$0.00 | \$6,692.00 | \$1,831,264.00 |
| Simpson | \$5,888,230.97 | \$12,928,657.00 | \$1,612.75 | \$0.00 | \$0.00 | \$18,818,500.72 |
| Spencer | \$0.00 | \$0.00 | \$629.00 | \$0.00 | \$0.00 | \$629.00 |
| Taylor | \$0.00 | \$272,632.00 | \$0.00 | \$0.00 | \$2,100.00 | \$274,732.00 |
| Todd | \$1,555,000.00 | \$6,189,563.00 | \$410.00 | \$0.00 | \$0.00 | \$7,744,973.00 |
| Trigg | \$56,344.00 | \$54,389.00 | \$3,010.00 | \$0.00 | \$0.00 | \$113,743.00 |
| Union | \$179,189.00 | \$121,086.00 | \$1,059.00 | \$0.00 | \$4,848.50 | \$306,182.50 |
| Warren | \$951,286.60 | \$2,012,497.00 | \$3,188,054.23 | \$0.00 | \$27,569.00 | \$6,179,406.83 |
| Washington | \$137,610.00 | \$280,693.00 | \$18,250.00 | \$0.00 | \$3,542.00 | \$440,095.00 |
| Whitley | \$3,053,680.00 | \$8,405,388.00 | \$114.00 | \$0.00 | \$0.00 | \$11,459,182.00 |
| Woodford | \$217,033.00 | \$418,557.00 | \$25,350.00 | \$0.00 | \$25,258.50 | \$686,198.50 |

The Year In Review

| County | Supplies- Equipment-CMD | Rent | Janitorial | Security | Bookkeeping |
|--------------|----------------------------|----------------|-------------|--------------|-------------|
| Adair | \$9,328.95 | \$1,940.00 | \$0.00 | \$2,810.00 | \$0.00 |
| Anderson | \$67,977.19 | \$34,375.00 | \$0.00 | \$0.00 | \$0.00 |
| Barren | \$0.00 | \$50.00 | \$0.00 | \$0.00 | \$0.00 |
| Bath | \$0.00 | \$0.00 | \$0.00 | \$0.00 | \$0.00 |
| Bell | \$875,753.13 | \$247,500.00 | \$7,740.00 | \$24,085.00 | \$1,150.00 |
| Boone | \$209,641.44 | \$26,500.00 | \$13,275.00 | \$1,330.00 | \$400.00 |
| Bourbon | \$1,557.67 | \$500.00 | \$0.00 | \$0.00 | \$0.00 |
| Boyd | \$506,526.85 | \$59,269.27 | \$11,837.58 | \$39,969.22 | \$24,370.00 |
| Boyle | \$76,126.20 | \$20,800.00 | \$3,480.00 | \$0.00 | \$0.00 |
| Bracken | \$997.97 | \$800.00 | \$0.00 | \$0.00 | \$0.00 |
| Breckinridge | \$47,570.78 | \$130.67 | \$11,315.00 | \$0.00 | \$58.00 |
| Bullitt | \$182,442.74 | \$78,000.00 | \$0.00 | \$8,240.00 | \$0.00 |
| Calloway | \$12,515.14 | \$0.00 | \$0.00 | \$0.00 | \$0.00 |
| Campbell | \$82,142.18 | \$0.00 | \$15,008.00 | \$0.00 | \$3,050.00 |
| Carlisle | \$525.14 | \$0.00 | \$0.00 | \$0.00 | \$0.00 |
| Carroll | \$16,708.82 | \$0.00 | \$0.00 | \$0.00 | \$0.00 |
| Casey | \$119.21 | \$0.00 | \$0.00 | \$0.00 | \$0.00 |
| Christian | \$194,125.87 | \$91,850.00 | \$6,300.00 | \$0.00 | \$7,800.00 |
| Clark | \$412,892.55 | \$358,900.00 | \$0.00 | \$9,710.00 | \$10,524.34 |
| Clay | \$2,348.08 | \$0.00 | \$0.00 | \$0.00 | \$0.00 |
| Crittenden | \$4,508.16 | \$0.00 | \$0.00 | \$0.00 | \$0.00 |
| Daviess | \$360,552.30 | \$206,990.00 | \$0.00 | \$36,955.00 | \$17,375.00 |
| Fayette | \$493,852.00 | \$291,625.00 | \$2,625.00 | \$40,050.00 | \$8,853.40 |
| Fleming | \$26,538.66 | \$13,750.00 | \$0.00 | \$0.00 | \$175.00 |
| Floyd | \$622,746.53 | \$154,950.00 | \$12,400.00 | \$0.00 | \$320.63 |
| Franklin | \$88,139.47 | \$5,200.00 | \$2,940.00 | \$4,370.00 | \$1,400.00 |
| Grant | \$52,011.03 | \$32,150.00 | \$0.00 | \$1,800.00 | \$7,200.50 |
| Graves | \$98,247.71 | \$44,125.00 | \$11,600.00 | \$0.00 | \$10,640.00 |
| Grayson | \$117,522.55 | \$5,732.48 | \$15,835.00 | \$2,240.00 | \$10,830.00 |
| Green | \$10,551.05 | \$0.00 | \$3,000.00 | \$0.00 | \$3,590.00 |
| Greenup | \$283,441.62 | \$93,000.00 | \$13,800.00 | \$0.00 | \$4,700.00 |
| Hardin | \$570,607.29 | \$210,685.00 | \$39,081.86 | \$14,600.00 | \$11,119.58 |
| Harrison | \$60,874.92 | \$11,175.00 | \$0.00 | \$0.00 | \$0.00 |
| Henderson | \$212,390.31 | \$183,075.00 | \$0.00 | \$19,667.00 | \$2,535.30 |
| Henry | \$27,049.51 | \$0.00 | \$2,357.00 | \$131.97 | \$6,400.00 |
| Hickman | \$32.46 | \$0.00 | \$0.00 | \$0.00 | \$0.00 |
| Hopkins | \$67,681.39 | \$0.00 | \$5,412.06 | \$0.00 | \$0.00 |
| Jefferson | \$3,327,011.93 | \$2,603,857.50 | \$15,920.00 | \$327,644.15 | \$14,695.00 |
| Jessamine | \$1,004.85 | \$300.00 | \$0.00 | \$0.00 | \$0.00 |
| Kenton | \$474,581.05 | \$116,018.00 | \$17,312.99 | \$20,487.50 | \$12,286.75 |
| Knott | \$0.00 | \$0.00 | \$0.00 | \$0.00 | \$0.00 |
| Knox | \$0.00 | \$1,200.00 | \$0.00 | \$0.00 | \$0.00 |
| Laurel | \$649,869.18 | \$84,550.00 | \$11,900.00 | \$4,515.00 | \$12,450.00 |
| Lewis | \$4,460.48 | \$0.00 | \$0.00 | \$0.00 | \$0.00 |
| Lincoln | \$35,212.77 | \$5,375.00 | \$5,800.00 | \$0.00 | \$1,025.00 |

The Year In Review

| County | Supplies- Equipment-CMD | Rent | Janitorial | Security | Bookkeeping |
|------------|----------------------------|--------------|-------------|-------------|-------------|
| Logan | \$611.62 | \$0.00 | \$1,140.00 | \$0.00 | \$0.00 |
| Lyon | \$853.03 | \$0.00 | \$0.00 | \$0.00 | \$0.00 |
| Madison | \$225,170.50 | \$213,700.00 | \$34,400.00 | \$0.00 | \$15,600.00 |
| Marion | \$2,870.63 | \$0.00 | \$0.00 | \$0.00 | \$0.00 |
| Marshall | \$2,087.71 | \$0.00 | \$0.00 | \$0.00 | \$356.14 |
| Martin | \$52,932.85 | \$7,200.00 | \$0.00 | \$0.00 | \$0.00 |
| Mason | \$200,758.08 | \$35,100.00 | \$0.00 | \$0.00 | \$1,650.00 |
| Mccracken | \$320,916.55 | \$382,185.00 | \$0.00 | \$38,226.50 | \$1,100.00 |
| Mccreary | \$43,104.24 | \$22,950.00 | \$200.00 | \$500.00 | \$0.00 |
| Mclean | \$0.00 | \$0.00 | \$0.00 | \$0.00 | \$0.00 |
| Meade | \$150,239.32 | \$18,611.66 | \$8,320.00 | \$0.00 | \$480.00 |
| Mercer | \$0.00 | \$0.00 | \$0.00 | \$0.00 | \$0.00 |
| Metcalfe | \$189,426.23 | \$101,000.00 | \$23,697.67 | \$12,709.14 | \$1,600.00 |
| Muhlenberg | \$19,107.60 | \$15,600.00 | \$0.00 | \$0.00 | \$0.00 |
| Nelson | \$225,897.40 | \$102,205.00 | \$0.00 | \$0.00 | \$0.00 |
| Oldham | \$646.77 | \$0.00 | \$0.00 | \$62.50 | \$10.05 |
| Pendleton | \$34,964.52 | \$14,400.00 | \$0.00 | \$0.00 | \$0.00 |
| Perry | \$130,404.12 | \$50,000.00 | \$0.00 | \$13,180.00 | \$0.00 |
| Pike | \$358,988.77 | \$282,750.00 | \$0.00 | \$0.00 | \$4,100.00 |
| Powell | \$21,546.41 | \$0.00 | \$0.00 | \$0.00 | \$0.00 |
| Pulaski | \$485,185.43 | \$261,254.00 | \$40,500.25 | \$3,787.00 | \$3,100.00 |
| Rowan | \$188,275.49 | \$70,450.00 | \$0.00 | \$0.00 | \$500.00 |
| Scott | \$85,952.25 | \$84,150.00 | \$0.00 | \$0.00 | \$0.00 |
| Shelby | \$78,639.35 | \$88,272.50 | \$0.00 | \$0.00 | \$0.00 |
| Simpson | \$1,284,650.22 | \$844,176.88 | \$62,292.50 | \$54,018.00 | \$13,288.00 |
| Spencer | \$0.00 | \$0.00 | \$0.00 | \$0.00 | \$0.00 |
| Taylor | \$13,766.22 | \$0.00 | \$0.00 | \$0.00 | \$1,260.00 |
| Todd | \$317,593.84 | \$155,250.00 | \$54,440.00 | \$26,940.00 | \$2,900.00 |
| Trigg | \$2,750.36 | \$0.00 | \$0.00 | \$0.00 | \$0.00 |
| Union | \$17,153.41 | \$10,000.00 | \$200.00 | \$0.00 | \$0.00 |
| Warren | \$98,150.49 | \$1,600.00 | \$14,940.00 | \$5,820.00 | \$0.00 |
| Washington | \$19,046.61 | \$0.00 | \$0.00 | \$0.00 | \$0.00 |
| Whitley | \$839,561.84 | \$367,415.00 | \$66,245.00 | \$18,685.00 | \$5,400.00 |
| Woodford | \$20,375.21 | \$0.00 | \$0.00 | \$0.00 | \$2,000.00 |