

2013 Annual Report

Jan. 1, 2013 – Dec. 31, 2013



Kentucky Department of Charitable Gaming

The Year In Review

2013 Charitable Gaming Advisory Commission

Secretary Robert D. Vance

Public Protection Cabinet
Frankfort, Kentucky
Member by virtue of office

Proxy Heather Combs

Attorney General Jack Conway

Office of the Attorney General
Frankfort, Kentucky
Member by virtue of office

Proxy Nicole Pang

Michael E. Hayes

Catholic Organizations
Louisville, Kentucky
Term expires **July 10, 2016**

Carlos Pugh

Joint Executive Council of Veterans' Organizations
Frankfort, Kentucky
Term expires **July 10, 2015**

Sherrie Simpson

Certified Public Accountants
Lexington, Kentucky
Term expires **Nov. 11, 2014**

Jack A. Jeziorski

Public at Large
Louisville, Kentucky
Term expires **July 10, 2014**

Monica Rath

Volunteer Firefighters
Newport, Kentucky
Term expires **April 23, 2015**

Larry Cleveland

Commonwealth Attorneys
Frankfort, Kentucky
Term expires **July 10, 2014**

Robert L. Clark

Kentucky Charitable Gaming Association
Louisville, Kentucky
Term Expires **July 10, 2014**

The Year In Review

DCG Outlook

The focus of the Kentucky Department of Charitable Gaming is educating the public on the statutes and regulations that govern the charitable gaming industry, emphasizing the importance of charitable gaming to the citizens and communities across the Commonwealth of Kentucky, and ensuring the integrity and accountability of a \$365 million cash industry. The department is consistently examining methods used across the state for ways to make charitable gaming easier and more profitable for charities. The department's No. 1 goal is to ensure every dollar made available in charitable gaming ends up in the hands of the charities in order to achieve their charitable purpose.

The department continues to seek ways to be more service friendly, helpful and assist the charities in maintaining compliance. The department staff is committed to enhancing and improving our outreach efforts and is here to help charities with questions, concerns, or issues that may arise. We look forward to working with you and best wishes to each and every organization in reaching their charitable goal.

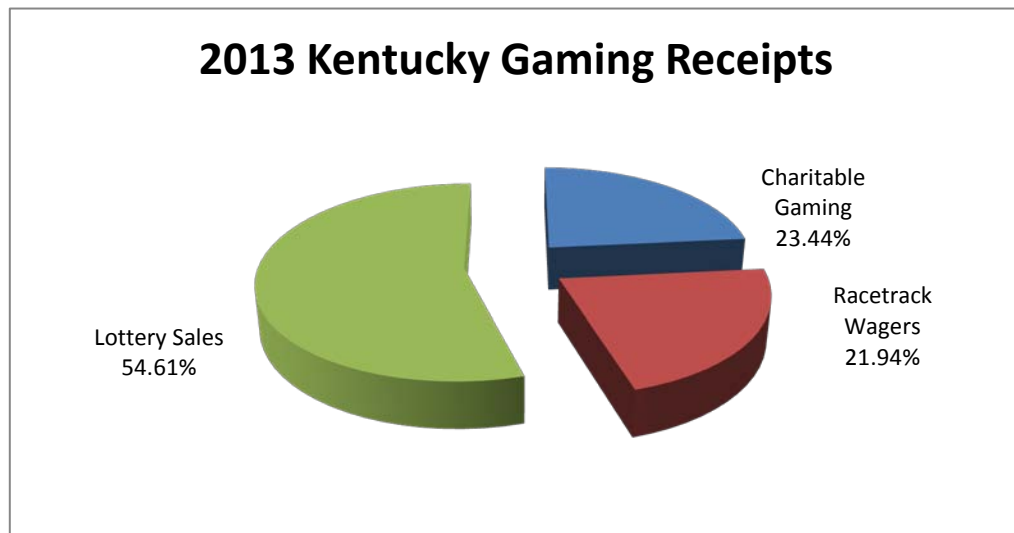
In FY 2013, the Department of Charitable Gaming operating budget information and comparative information to previous years is as follows: The Department of Charitable Gaming is required by statute to be self-supporting through a fee collected on gross gaming receipts paid by more than 615 Kentucky Licensed Charitable Gaming Organizations, while an additional 756 licenses are classified as exempt because they earn below \$25,000 annually. Effective July 1, 2007, KRS 238.570 was amended to allow adjustment to this fee based on annual gross receipts by October 1 of each odd-numbered year.

Fiscal Year	Budget Appropriation	# of Staff	Fee
2009	\$3,092,900	38	.00649
2010	\$3,092,900	38	.00649
2011	\$2,834,500	37	.00764
2012	\$3,299,000	34	.00764
2013	\$3,498,600	32	.00914

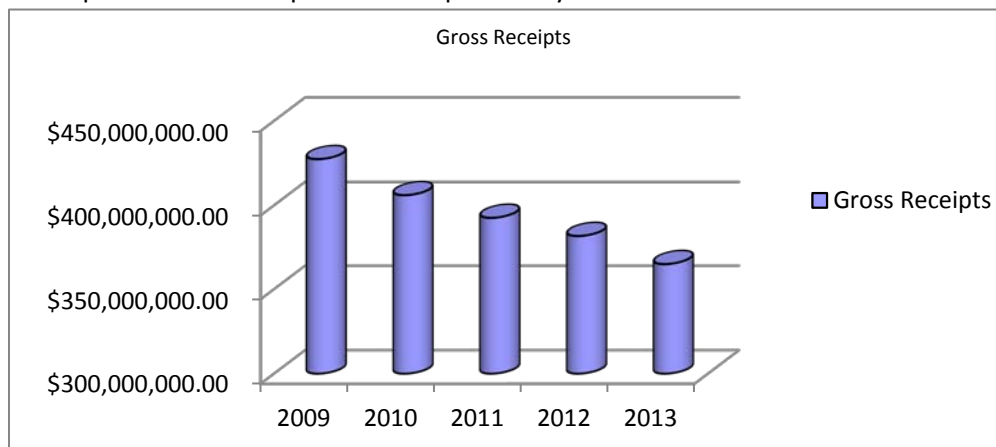
The Year In Review

Gross Receipts

In 2013, charitable gaming players spent more money on charitable gaming than wagered on horseracing in Kentucky. Of the three types of legalized gaming in Kentucky, charitable gaming received over \$364.9 million in gross receipts, or 23.44 percent of the dollars wagered. The Kentucky Lottery had the largest amount of gaming revenue, capturing approximately \$849.4 million, or 54.61 percent in gross receipts, while horseracing wagered receipts were approximately \$341.3 million, or 21.94 percent. *Additional \$318.9 million was wagered on Historic Racing.




- The gross receipts of a charitable gaming organization are defined as the money taken at the door before payouts or expenses are deducted. In 2013, the gross receipts for Kentucky's charitable gaming organizations were **\$365,002,716.67**
- The following chart represents the comparison with previous years:



The Year In Review

Retention Percentage

Kentucky has a 40 percent retention percentage that by law must be retained for charitable purposes by the charities. The retention percentage (money available for charities to be used) was 61.78 percent in 2013.



The Year In Review

Charitable Organizations/Types of Licensees

The Department of Charitable Gaming licenses not only charitable organizations, but also the manufacturers of gaming supplies, distributors of gaming supplies, and the facilities in which charitable gaming occurs. Charitable gaming organizations include churches, schools, bands, sports programs, veterans groups, fire and rescue departments, arts organizations, animal welfare groups, history or museum organizations, and others.

In order to qualify for a gaming license, an organization must have an IRS 501(c)(3), (4), (8), (10), or (19) exempt organization status, or be a school, institution of higher education, or state college or university. Since the department's creation, one-third of charitable gaming licensees are Catholic charities (churches, schools, or men's groups). Organizations associated with military veterans make up the second largest group of licensees. Together, these two groups account for approximately half of Kentucky's 1,311 licensed charitable gaming organizations, 615 licensed organizations and 756 exempt licenses in 2013.

In 2013, the numbers of licenses overseen by the Department of Charitable Gaming breaks down as follows:

Organizations	615
Manufacturers	22
Distributors	15
Facilities	41
Exempt	756
CFE *	236
SLCFE **	102

***Charity Fundraising Event**

****Special Limited Charity Fundraising Event**

The Year In Review

Audit Branch

The Audit Branch of the Kentucky Department of Charitable Gaming is located within our Enforcement Division. The Audit Branch offers assistance to charitable gaming organizations with the accurate reporting of their charitable gaming operations and proceeds. Audit Branch works as an integral part of the investigative process.

This is accomplished by the following:

- Training- to ensure that gaming organizations are as thoroughly familiar as possible with the gaming regulations and statutes.
- Reporting- to assist charities with the accurate reporting of the results of their gaming operations and the remittance of the fee due based on the gross receipts generated by those operations.
- Audits- examining the financial records of a charity to ensure that all statutory and regulatory requirements have been met.
- Seventy-seven audits were assigned during 2013. Of the 77, 68 were completed and published. Eleven were carried over to 2014.
- Thirty Audits from 2012 and one from 2011 were completed and published for a total of 99 in 2013.

Investigative Branch

The Investigative Branch is part of the Enforcement Division. The main function of this branch is to investigate complaints of criminal wrong doing regarding charitable gaming within the Commonwealth of Kentucky.

The Investigative Branch of the Department of Charitable Gaming's management staff is comprised of one director of enforcement and one investigator manager who reports directly to the director of enforcement. In fiscal year 2013, there were four investigators assigned to the Enforcement Division. These investigators main duties are focused on investigating complaints and/or alleged criminal wrongdoing and are located throughout the Commonwealth of Kentucky. The criminal allegations may include theft, criminal possession of a forged instrument, promoting gambling, possession of gambling devices, participation in a continuing criminal enterprise, tax evasion and money laundering.

The Investigative Branch works hand in hand with our Audit Branch as well as with local, state and federal law enforcement agencies, joint task force and prosecutors in order to enhance the investigation of criminal charitable gaming cases.

In 2013, the Investigative Branch opened 45 new criminal cases, 34 which have been closed with various outcomes. Of the remaining 11 cases, three are pending final audits (three of which are being investigated) five are in various stages in the District/Circuit Court system.

The Year In Review

Legal Branch

The Legal Branch of the Department of Charitable Gaming continued its work to improve efficiencies in 2013. For the second year in a row, charities not meeting the required 40% retention of net gaming receipts were notified by April 2013, as opposed to prior years where they were not notified until September or October. Earlier notification allows organizations to plan for the current year to maximize fundraising efforts and avoid future penalties or suspension. The Legal Branch also began revisions to twelve of the charitable gaming regulations. Many of these changes involved updates to forms that will make processing applications more efficient. The regulation changes also allow for electronic filing of financial reports which will greatly improve efficiency in processing the reports by DCG and ease of reporting by organizations. The regulations will take effect in 2014. Finally, the Legal Branch issued 389 Notices of Proposed Administrative Action in 2013. Of those two went to final hearing, 38 are still ongoing, and the remainder were resolved via final order or by settlement agreement.

Accounting Section

In FY 2013, the Accounting Section continued its efforts to assure that financial reports are reviewed within the two month deadline established by KRS 238.560(3)(d) while maintaining a high quality of financial review. As a result, most charities were able to correct deficiencies in their financial reporting processes before the next quarterly financial report was due. The Accounting Section also partnered with the Licensing Branch to streamline the reporting requirements for special charity gaming events, special limited charity fundraising events and raffles. The Accounting Section and Audit Branch worked together to identify and audit organizations which demonstrated a pattern of financial anomalies to assure that all fundraising gaming efforts were being properly used for charitable purposes.

The Year In Review

County	Bingo Gross	Pulltab Gross	Raffle Gross	NC Prize Wheels Gross	Special License Gross	Ret'd Checks Collected	Ret'd Checks	Total Gross
Adair	\$308,290.17	\$914,251.75	\$9,402.00	\$0.00	\$0.00	\$2,660.00	\$2,967.00	\$1,237,570.92
Anderson	\$360,271.50	\$1,711,687.00	\$5,143.00	\$0.00	\$0.00	\$11,766.00	\$11,851.00	\$2,100,718.50
Barren	\$0.00	\$0.00	\$36,634.96	\$0.00	\$0.00	\$0.00	\$16.00	\$36,650.96
Bath	\$0.00	\$0.00	\$30,000.00	\$0.00	\$0.00	\$0.00	\$0.00	\$30,000.00
Bell	\$3,753,681.20	\$15,548,935.00	\$18,638.00	\$0.00	\$10,960.00	\$2,230.00	\$11,766.00	\$19,346,210.20
Boone	\$839,111.00	\$3,927,438.60	\$211,475.49	\$2,048.00	\$241,266.28	\$4,920.00	\$6,005.00	\$5,232,264.37
Boyd	\$1,107,484.91	\$8,908,504.99	\$272,628.12	\$0.00	\$28,083.00	\$38,276.09	\$37,418.09	\$10,392,395.20
Boyle	\$320,786.50	\$1,080,197.00	\$23,989.00	\$0.00	\$47,427.00	\$801.00	\$2,640.00	\$1,475,840.50
Bracken	\$3,385.75	\$5,194.00	\$26,366.00	\$0.00	\$18,794.00	\$0.00	\$0.00	\$53,739.75
Breckinridge	\$207,728.00	\$843,034.00	\$12,224.00	\$455.50	\$48,890.80	\$2,964.00	\$4,579.00	\$1,119,875.30
Bullitt	\$839,068.00	\$3,760,161.87	\$22,479.95	\$92.00	\$109,435.06	\$4,310.00	\$5,430.00	\$4,740,976.88
Calloway	\$127,548.00	\$396,531.00	\$16,485.00	\$0.00	\$15,862.00	\$1,307.61	\$720.00	\$558,453.61
Campbell	\$658,091.35	\$1,746,673.00	\$367,625.00	\$7,417.39	\$493,495.15	\$1,149.00	\$1,988.00	\$3,276,438.89
Carlisle	\$6,754.50	\$5,279.75	\$9,237.00	\$0.00	\$0.00	\$0.00	\$0.00	\$21,271.25
Carroll	\$57,838.00	\$384,262.00	\$235.00	\$0.00	\$1,083.00	\$971.00	\$1,803.00	\$446,192.00
Casey	\$0.00	\$0.00	\$490.00	\$120.75	\$11,608.16	\$0.00	\$0.00	\$12,218.91
Christian	\$1,688,296.00	\$2,199,694.00	\$66,709.25	\$0.00	\$69,975.25	\$12,453.00	\$17,414.00	\$4,054,541.50
Clark	\$1,766,319.97	\$8,299,525.14	\$12,831.00	\$0.00	\$0.00	\$71,812.00	\$69,743.00	\$10,220,231.11
Clay	\$20,212.00	\$99,978.00	\$0.00	\$0.00	\$0.00	\$600.00	\$440.00	\$121,230.00
Crittenden	\$23,797.00	\$82,685.25	\$2,634.00	\$0.00	\$0.00	\$0.00	\$0.00	\$109,116.25
Daviess	\$2,261,246.18	\$5,655,705.85	\$871,931.03	\$11,678.87	\$183,779.38	\$5,083.40	\$5,340.00	\$8,994,764.71
Estill	\$35,946.15	\$133,135.80	\$1,280.00	\$0.00	\$0.00	\$0.00	\$0.00	\$170,361.95
Fayette	\$1,823,697.88	\$6,973,213.13	\$497,240.00	\$6,449.75	\$216,509.14	\$5,943.00	\$12,895.00	\$9,535,947.90
Fleming	\$50,301.00	\$292,246.00	\$5,770.00	\$0.00	\$0.00	\$300.00	\$375.00	\$348,992.00
Floyd	\$2,410,843.00	\$9,016,475.00	\$77,418.00	\$0.00	\$0.00	\$56,039.19	\$65,794.83	\$11,626,570.02
Franklin	\$853,078.00	\$1,595,538.49	\$306,278.62	\$0.00	\$17,534.25	\$10,782.00	\$11,177.00	\$2,794,388.36
Grant	\$216,550.00	\$913,022.00	\$0.00	\$0.00	\$0.00	\$1,895.00	\$3,078.75	\$1,134,545.75
Graves	\$723,976.19	\$1,852,603.23	\$159,572.30	\$0.00	\$0.00	\$150.00	\$150.00	\$2,736,451.72
Grayson	\$744,684.00	\$2,331,701.00	\$29,184.86	\$0.00	\$22,278.21	\$11,620.00	\$15,192.00	\$3,154,660.07
Green	\$38,846.00	\$124,884.60	\$0.00	\$0.00	\$0.00	\$147.70	\$112.00	\$163,990.30
Greenup	\$1,406,224.62	\$5,614,776.56	\$27,850.00	\$0.00	\$408.00	\$45,106.25	\$48,613.25	\$7,142,978.68
Hardin	\$2,420,769.75	\$9,092,673.00	\$135,545.18	\$1,615.50	\$70,555.00	\$26,802.23	\$25,352.97	\$11,773,313.63
Harrison	\$146,096.00	\$823,397.00	\$0.00	\$0.00	\$0.00	\$1,135.00	\$2,170.00	\$972,798.00
Henderson	\$1,280,799.12	\$3,422,649.85	\$136,963.71	\$0.00	\$0.00	\$0.00	\$0.00	\$4,840,412.68
Henry	\$0.00	\$0.00	\$9,092.00	\$0.00	\$0.00	\$0.00	\$0.00	\$9,092.00
Hickman	\$3,099.25	\$2,452.00	\$5,770.00	\$0.00	\$0.00	\$0.00	\$0.00	\$11,321.25
Hopkins	\$760,196.00	\$770,879.25	\$68,372.70	\$1,754.72	\$13,031.00	\$490.00	\$653.00	\$1,615,376.67
Jefferson	\$16,464,763.96	\$64,833,127.98	\$4,326,358.62	\$87,162.59	\$3,560,693.11	\$61,965.50	\$99,560.94	\$89,433,632.70
Jessamine	\$0.00	\$8,078.00	\$255.00	\$0.00	\$2,216.00	\$0.00	\$0.00	\$10,549.00
Kenton	\$1,689,013.42	\$6,490,965.22	\$641,148.44	\$1,598.00	\$970,256.12	\$30,988.41	\$15,476.00	\$9,839,445.61
Knott	\$0.00	\$0.00	\$0.00	\$0.00	\$0.00	\$0.00	\$0.00	\$0.00
Knox	\$0.00	\$0.00	\$3,795.41	\$0.00	\$20,633.18	\$0.00	\$0.00	\$24,428.59
Laurel	\$2,057,350.50	\$7,732,163.01	\$55,905.50	\$0.00	\$0.00	\$3,966.00	\$11,000.00	\$9,860,385.01
Lewis	\$0.00	\$113,287.00	\$0.00	\$0.00	\$0.00	\$0.00	\$0.00	\$113,287.00
Lincoln	\$247,577.20	\$660,731.00	\$0.00	\$0.00	\$0.00	\$5,093.17	\$4,504.00	\$917,905.37

The Year In Review

County	Bingo Gross	Pulltab Gross	Raffle Gross	NC Prize Wheels Gross	Special License Gross	Ret'd Checks Collected	Ret'd Checks	Total Gross
Logan	\$0.00	\$0.00	\$0.00	\$0.00	\$0.00	\$0.00	\$0.00	\$0.00
Lyon	\$11,943.00	\$11,788.00	\$402.00	\$0.00	\$4,600.00	\$0.00	\$0.00	\$28,733.00
Madison	\$1,397,409.16	\$5,275,651.99	\$35,464.00	\$0.00	\$94,780.00	\$34,017.31	\$26,849.00	\$6,864,171.46
Marion	\$0.00	\$9,329.00	\$51,417.00	\$4,376.68	\$144,300.34	\$0.00	\$0.00	\$209,423.02
Marshall	\$14,226.00	\$25,283.00	\$0.00	\$0.00	\$0.00	\$0.00	\$0.00	\$39,509.00
Martin	\$233,085.00	\$999,082.00	\$0.00	\$0.00	\$0.00	\$3,291.00	\$3,541.00	\$1,238,999.00
Mason	\$595,793.17	\$4,316,894.07	\$56,938.00	\$0.00	\$60,000.00	\$8,373.00	\$8,410.00	\$5,046,408.24
Mccracken	\$2,249,326.45	\$8,191,389.65	\$44,733.00	\$0.00	\$52,519.70	\$13,339.50	\$23,124.58	\$10,574,432.88
Mccreary	\$173,197.50	\$646,961.00	\$1,124.00	\$0.00	\$0.00	\$100.00	\$545.00	\$821,927.50
Meade	\$288,750.95	\$3,955,148.05	\$13,751.00	\$0.00	\$104,931.76	\$7,419.00	\$8,187.00	\$4,378,187.76
Mercer	\$0.00	\$0.00	\$0.00	\$0.00	\$0.00	\$0.00	\$0.00	\$0.00
Metcalfe	\$1,028,000.00	\$4,441,607.00	\$7,344.00	\$0.00	\$0.00	\$9,535.45	\$9,270.00	\$5,495,756.45
Muhlenberg	\$92,392.00	\$383,359.00	\$921.00	\$0.00	\$0.00	\$0.00	\$0.00	\$476,672.00
Nelson	\$827,001.00	\$2,457,793.25	\$338,029.65	\$0.00	\$232,445.94	\$10,692.82	\$4,712.00	\$3,870,674.66
Oldham	\$0.00	\$0.00	\$29,075.00	\$0.00	\$63,159.75	\$0.00	\$0.00	\$92,234.75
Pendleton	\$179,318.00	\$659,427.00	\$0.00	\$0.00	\$0.00	\$0.00	\$1,380.00	\$840,125.00
Perry	\$703,350.00	\$2,409,072.00	\$31,985.00	\$0.00	\$0.00	\$5,305.00	\$7,100.00	\$3,156,812.00
Pike	\$1,057,726.00	\$5,927,493.00	\$31,307.96	\$0.00	\$0.00	\$6,110.00	\$5,900.00	\$7,028,536.96
Powell	\$84,639.00	\$385,227.00	\$1,690.00	\$0.00	\$750.00	\$0.00	\$90.00	\$472,396.00
Pulaski	\$2,314,200.16	\$7,849,317.79	\$128,052.00	\$0.00	\$60,763.00	\$27,794.78	\$33,966.77	\$10,414,094.50
Rowan	\$482,610.50	\$1,870,192.50	\$28,921.80	\$0.00	\$0.00	\$1,112.00	\$887.00	\$2,383,723.80
Scott	\$426,325.00	\$1,360,375.00	\$4,982.00	\$0.00	\$37,902.05	\$0.00	\$0.00	\$1,829,584.05
Shelby	\$531,878.00	\$1,698,331.00	\$32,890.00	\$0.00	\$309.00	\$7,038.00	\$8,305.00	\$2,278,751.00
Simpson	\$6,205,774.58	\$17,047,130.66	\$19,674.00	\$0.00	\$0.00	\$6,765.00	\$8,820.50	\$23,288,164.74
Taylor	\$0.00	\$282,980.00	\$0.00	\$0.00	\$0.00	\$0.00	\$0.00	\$282,980.00
Todd	\$1,552,141.35	\$7,800,695.76	\$29,418.00	\$0.00	\$1,028.00	\$6,057.00	\$19,736.00	\$9,409,076.11
Trigg	\$51,399.00	\$66,630.00	\$3,594.00	\$0.00	\$4,561.00	\$0.00	\$0.00	\$126,184.00
Union	\$210,802.00	\$196,294.00	\$10,831.10	\$860.87	\$16,641.60	\$0.00	\$0.00	\$435,429.57
Warren	\$828,772.00	\$2,328,601.00	\$6,124,044.43	\$0.00	\$79,344.00	\$113.00	\$1,480.00	\$9,362,354.43
Washington	\$158,968.00	\$440,201.00	\$52,042.50	\$780.00	\$29,327.22	\$1,853.00	\$2,823.00	\$685,994.72
Whitley	\$2,442,744.50	\$9,580,045.00	\$120,907.00	\$0.00	\$0.00	\$37,000.74	\$49,052.67	\$12,229,749.91
Woodford	\$184,644.00	\$538,195.00	\$39,216.00	\$0.00	\$41,522.55	\$0.00	\$0.00	\$803,577.55

The Year In Review

County	Bingo Payouts	Pulltab Payouts	Raffle Payouts	NC Prize Wheels Payouts	Special License Payouts	Total Payouts
Adair	\$394,740.00	\$687,127.00	\$3,717.72	\$0.00	\$0.00	\$1,085,584.72
Anderson	\$443,350.00	\$1,303,962.00	\$1,100.00	\$0.00	\$0.00	\$1,748,412.00
Barren	\$0.00	\$0.00	\$18,520.60	\$0.00	\$0.00	\$18,520.60
Bath	\$0.00	\$0.00	\$11,500.00	\$0.00	\$0.00	\$11,500.00
Bell	\$4,940,323.00	\$12,000,264.88	\$1,475.00	\$0.00	\$8,518.00	\$16,950,580.88
Boone	\$957,732.30	\$2,976,283.25	\$53,348.77	\$50.00	\$87,597.62	\$4,075,011.94
Boyd	\$1,497,189.00	\$6,730,743.83	\$109,511.00	\$0.00	\$19,691.00	\$8,357,134.83
Boyle	\$308,662.00	\$801,188.00	\$23,631.00	\$0.00	\$34,806.00	\$1,168,287.00
Bracken	\$3,041.75	\$3,675.00	\$7,500.00	\$0.00	\$8,158.50	\$22,375.25
Breckinridge	\$241,781.00	\$654,168.00	\$748.74	\$0.00	\$22,575.54	\$919,273.28
Bullitt	\$1,044,207.00	\$2,891,523.00	\$12,599.75	\$0.00	\$44,402.46	\$3,992,732.21
Calloway	\$143,491.00	\$298,882.00	\$742.50	\$0.00	\$10,850.00	\$453,965.50
Campbell	\$607,651.00	\$1,290,516.75	\$131,377.41	\$2,227.83	\$183,327.14	\$2,215,100.13
Carlisle	\$1,860.49	\$3,788.00	\$3,000.00	\$0.00	\$0.00	\$8,648.49
Carroll	\$68,070.00	\$296,956.00	\$425.00	\$0.00	\$780.00	\$366,231.00
Casey	\$0.00	\$0.00	\$0.00	\$0.00	\$4,574.00	\$4,574.00
Christian	\$1,624,982.50	\$1,543,805.00	\$22,581.25	\$0.00	\$33,444.64	\$3,224,813.39
Clark	\$2,159,293.00	\$6,213,313.10	\$1,625.00	\$0.00	\$0.00	\$8,374,231.10
Clay	\$32,907.00	\$78,232.00	\$0.00	\$0.00	\$0.00	\$111,139.00
Crittenden	\$32,610.50	\$60,667.00	\$1,394.50	\$0.00	\$0.00	\$94,672.00
Daviess	\$1,948,678.25	\$4,341,645.10	\$351,197.09	\$0.00	\$33,016.25	\$6,674,536.69
Estill	\$58,086.00	\$101,515.00	\$1,499.00	\$0.00	\$0.00	\$161,100.00
Fayette	\$1,768,290.85	\$5,261,837.58	\$130,196.82	\$0.00	\$65,919.10	\$7,226,244.35
Fleming	\$78,817.50	\$221,325.00	\$2,500.00	\$0.00	\$0.00	\$302,642.50
Floyd	\$3,035,134.00	\$6,874,770.00	\$37,533.70	\$0.00	\$0.00	\$9,947,437.70
Franklin	\$807,196.18	\$1,201,754.00	\$94,679.63	\$0.00	\$11,794.00	\$2,115,423.81
Grant	\$325,843.00	\$687,602.00	\$0.00	\$0.00	\$0.00	\$1,013,445.00
Graves	\$938,225.46	\$1,372,045.00	\$63,804.63	\$0.00	\$0.00	\$2,374,075.09
Grayson	\$857,602.00	\$1,778,484.00	\$20,376.00	\$0.00	\$15,703.00	\$2,672,165.00
Green	\$48,547.00	\$91,521.00	\$0.00	\$0.00	\$0.00	\$140,068.00
Greenup	\$1,449,848.00	\$4,367,326.00	\$14,558.08	\$0.00	\$0.00	\$5,831,732.08
Hardin	\$2,807,206.78	\$6,887,613.00	\$76,229.52	\$0.00	\$49,643.00	\$9,820,692.30
Harrison	\$181,621.00	\$626,983.00	\$0.00	\$0.00	\$0.00	\$808,604.00
Henderson	\$1,006,798.00	\$2,643,916.00	\$51,709.00	\$0.00	\$0.00	\$3,702,423.00
Henry	\$0.00	\$0.00	\$2,781.00	\$0.00	\$0.00	\$2,781.00
Hickman	\$1,327.53	\$1,716.50	\$0.00	\$0.00	\$0.00	\$3,044.03
Hopkins	\$613,660.70	\$582,566.00	\$17,211.40	\$0.00	\$9,146.00	\$1,222,584.10
Jefferson	\$19,581,502.46	\$49,346,479.50	\$1,542,347.15	\$3,465.93	\$1,348,529.83	\$71,822,324.87
Jessamine	\$0.00	\$5,920.00	\$227.50	\$0.00	\$670.00	\$6,817.50
Kenton	\$1,798,203.00	\$4,915,631.16	\$266,956.54	\$0.00	\$385,008.51	\$7,365,799.21
Knott	\$0.00	\$0.00	\$0.00	\$0.00	\$0.00	\$0.00
Knox	\$0.00	\$0.00	\$350.00	\$0.00	\$3,774.13	\$4,124.13
Laurel	\$2,639,600.00	\$6,009,541.00	\$30,599.68	\$0.00	\$0.00	\$8,679,740.68
Lewis	\$0.00	\$89,047.00	\$0.00	\$0.00	\$0.00	\$89,047.00
Lincoln	\$287,905.00	\$486,823.00	\$0.00	\$0.00	\$0.00	\$774,728.00

The Year In Review

County	Bingo Payouts	Pulltab Payouts	Raffle Payouts	NC Prize Wheels Payouts	Special License Payouts	Total Payouts
Logan	\$0.00	\$0.00	\$0.00	\$0.00	\$0.00	\$0.00
Lyon	\$11,136.00	\$8,190.00	\$201.00	\$0.00	\$3,220.00	\$22,747.00
Madison	\$1,544,608.00	\$4,125,920.00	\$29,644.68	\$0.00	\$76,668.00	\$5,776,840.68
Marion	\$0.00	\$7,350.00	\$9,235.00	\$0.00	\$59,709.50	\$76,294.50
Marshall	\$14,079.00	\$18,635.00	\$0.00	\$0.00	\$0.00	\$32,714.00
Martin	\$367,534.00	\$780,908.00	\$0.00	\$0.00	\$0.00	\$1,148,442.00
Mason	\$808,499.00	\$3,337,338.00	\$42,101.62	\$0.00	\$17,810.00	\$4,205,748.62
Mccracken	\$2,343,584.00	\$6,238,396.00	\$13,699.18	\$0.00	\$17,600.00	\$8,613,279.18
Mccreary	\$203,828.00	\$488,221.00	\$589.00	\$0.00	\$0.00	\$692,638.00
Meade	\$341,882.50	\$3,145,243.00	\$7,600.00	\$0.00	\$58,302.65	\$3,553,028.15
Mercer	\$0.00	\$0.00	\$0.00	\$0.00	\$0.00	\$0.00
Metcalfe	\$1,012,836.00	\$3,351,372.00	\$0.00	\$0.00	\$0.00	\$4,364,208.00
Muhlenberg	\$88,029.00	\$299,086.00	\$223.00	\$0.00	\$0.00	\$387,338.00
Nelson	\$835,141.00	\$1,850,730.65	\$111,061.75	\$0.00	\$84,560.88	\$2,881,494.28
Oldham	\$0.00	\$0.00	\$9,247.04	\$0.00	\$13,052.28	\$22,299.32
Pendleton	\$221,880.00	\$495,007.00	\$0.00	\$0.00	\$0.00	\$716,887.00
Perry	\$818,785.00	\$1,867,551.00	\$9,040.00	\$0.00	\$0.00	\$2,695,376.00
Pike	\$1,510,000.00	\$4,566,068.00	\$20,000.00	\$0.00	\$0.00	\$6,096,068.00
Powell	\$113,249.00	\$290,214.00	\$300.00	\$0.00	\$510.00	\$404,273.00
Pulaski	\$2,483,073.94	\$6,018,039.00	\$69,187.65	\$0.00	\$50,075.00	\$8,620,375.59
Rowan	\$509,055.00	\$1,367,448.50	\$21,661.50	\$0.00	\$0.00	\$1,898,165.00
Scott	\$472,553.00	\$1,021,817.00	\$2,105.00	\$0.00	\$15,000.00	\$1,511,475.00
Shelby	\$686,699.00	\$1,286,874.00	\$6,500.00	\$0.00	\$328.00	\$1,980,401.00
Simpson	\$6,233,853.25	\$12,907,809.24	\$1,824.00	\$0.00	\$0.00	\$19,143,486.49
Taylor	\$0.00	\$224,622.00	\$0.00	\$0.00	\$0.00	\$224,622.00
Todd	\$1,620,000.00	\$6,029,015.20	\$3,055.00	\$0.00	\$425.00	\$7,652,495.20
Trigg	\$46,864.00	\$46,566.00	\$2,689.00	\$0.00	\$3,361.00	\$99,480.00
Union	\$167,860.50	\$150,586.00	\$3,529.50	\$0.00	\$5,273.00	\$327,249.00
Warren	\$969,811.00	\$1,782,303.00	\$1,972,710.97	\$0.00	\$22,959.00	\$4,747,783.97
Washington	\$144,212.00	\$335,494.00	\$17,078.00	\$0.00	\$5,633.00	\$502,417.00
Whitley	\$2,743,273.00	\$7,360,772.00	\$73,623.50	\$0.00	\$0.00	\$10,177,668.50
Woodford	\$205,045.00	\$415,883.00	\$17,078.00	\$0.00	\$22,553.55	\$660,559.55

The Year In Review

County	Supplies- Equipment-CMD	Rent	Janitorial	Security	Bookkeeping
Adair	\$38,113.36	\$8,000.00	\$4,606.80	\$11,630.00	\$0.00
Anderson	\$77,589.97	\$33,775.00	\$0.00	\$0.00	\$0.00
Barren	\$0.00	\$0.00	\$0.00	\$0.00	\$0.00
Bath	\$0.00	\$0.00	\$0.00	\$0.00	\$0.00
Bell	\$1,015,448.82	\$264,550.00	\$11,200.00	\$17,020.00	\$7,690.14
Boone	\$207,693.06	\$26,300.00	\$12,600.00	\$1,665.00	\$1,300.00
Bourbon	\$404,370.49	\$51,000.00	\$12,460.00	\$37,805.80	\$25,380.00
Boyd	\$91,281.46	\$20,475.00	\$3,840.00	\$0.00	\$0.00
Boyle	\$322.74	\$400.00	\$0.00	\$0.00	\$0.00
Bracken	\$37,425.80	\$130.67	\$8,250.00	\$0.00	\$0.00
Breckinridge	\$181,789.16	\$80,750.00	\$0.00	\$8,000.00	\$0.00
Bullitt	\$14,858.83	\$0.00	\$0.00	\$0.00	\$0.00
Calloway	\$101,610.70	\$0.00	\$15,600.00	\$640.00	\$4,824.17
Campbell	\$397.08	\$0.00	\$0.00	\$0.00	\$0.00
Carlisle	\$18,625.25	\$0.00	\$0.00	\$0.00	\$0.00
Carroll	\$0.00	\$0.00	\$0.00	\$0.00	\$0.00
Casey	\$177,703.27	\$83,000.00	\$5,850.00	\$0.00	\$5,175.00
Christian	\$421,574.74	\$378,950.00	\$0.00	\$9,160.00	\$9,161.00
Clark	\$4,963.57	\$0.00	\$0.00	\$0.00	\$0.00
Clay	\$2,599.39	\$0.00	\$0.00	\$0.00	\$0.00
Crittenden	\$325,569.53	\$211,925.00	\$47.01	\$40,010.74	\$17,750.00
Daviess	\$4,768.87	\$4,250.00	\$0.00	\$0.00	\$0.00
Fayette	\$523,648.88	\$322,952.18	\$2,100.00	\$35,506.00	\$8,731.95
Fleming	\$19,361.55	\$4,250.00	\$0.00	\$850.00	\$175.00
Floyd	\$621,055.25	\$173,500.00	\$18,110.00	\$0.00	\$0.00
Franklin	\$84,298.90	\$8,876.93	\$1,380.00	\$1,420.00	\$750.00
Grant	\$32,933.99	\$25,000.00	\$0.00	\$0.00	\$6,000.00
Graves	\$91,060.27	\$15,000.00	\$10,300.00	\$0.00	\$10,972.00
Grayson	\$111,708.44	\$0.00	\$15,330.00	\$0.00	\$9,680.00
Green	\$5,571.75	\$0.00	\$2,705.00	\$0.00	\$1,150.00
Greenup	\$323,508.40	\$111,233.34	\$8,160.00	\$0.00	\$8,400.00
Hardin	\$606,363.15	\$221,476.25	\$39,858.74	\$11,950.00	\$12,845.90
Harrison	\$41,086.93	\$0.00	\$0.00	\$0.00	\$0.00
Henderson	\$226,470.05	\$213,075.00	\$0.00	\$22,952.00	\$1,340.00
Henry	\$0.00	\$0.00	\$0.00	\$0.00	\$0.00
Hickman	\$0.00	\$0.00	\$0.00	\$0.00	\$0.00
Hopkins	\$62,393.85	\$0.00	\$3,353.64	\$0.00	\$0.00
Jefferson	\$3,298,643.61	\$2,442,577.50	\$13,895.00	\$308,901.70	\$17,795.52
Jessamine	\$369.32	\$300.00	\$0.00	\$0.00	\$0.00
Kenton	\$357,507.46	\$39,300.00	\$16,993.70	\$23,912.50	\$11,287.46
Knott	\$0.00	\$0.00	\$0.00	\$0.00	\$0.00
Knox	\$0.00	\$1,200.00	\$0.00	\$0.00	\$0.00
Laurel	\$537,228.01	\$49,725.00	\$14,817.20	\$3,980.00	\$12,100.00
Lewis	\$0.00	\$0.00	\$0.00	\$0.00	\$0.00
Lincoln	\$34,779.60	\$1,900.00	\$1,010.00	\$0.00	\$700.00

The Year In Review

County	Supplies- Equipment-CMD	Rent	Janitorial	Security	Bookkeeping
Logan	\$0.00	\$0.00	\$0.00	\$0.00	\$0.00
Lyon	\$0.00	\$0.00	\$0.00	\$0.00	\$0.00
Madison	\$253,328.00	\$196,200.00	\$32,300.00	\$0.00	\$9,600.00
Marion	\$2,116.64	\$0.00	\$0.00	\$0.00	\$0.00
Marshall	\$1,758.28	\$0.00	\$0.00	\$0.00	\$650.00
Martin	\$37,398.60	\$1,000.00	\$0.00	\$0.00	\$0.00
Mason	\$170,247.51	\$35,100.00	\$0.00	\$0.00	\$1,150.00
Mccracken	\$342,050.15	\$388,540.00	\$0.00	\$35,767.50	\$1,550.00
Mccreary	\$36,283.01	\$16,200.00	\$1,325.00	\$2,530.00	\$0.00
Meade	\$139,068.62	\$18,674.10	\$8,160.00	\$1,100.00	\$480.00
Mercer	\$0.00	\$0.00	\$0.00	\$0.00	\$0.00
Metcalfe	\$164,114.12	\$101,000.00	\$18,875.82	\$13,768.36	\$1,200.00
Muhlenberg	\$17,004.86	\$15,300.00	\$1,450.00	\$0.00	\$0.00
Nelson	\$172,264.37	\$81,583.00	\$1.00	\$0.00	\$0.00
Oldham	\$1,278.29	\$150.00	\$0.00	\$0.00	\$0.00
Pendleton	\$27,682.54	\$14,400.00	\$0.00	\$0.00	\$0.00
Perry	\$102,034.36	\$44,000.00	\$0.00	\$11,075.00	\$0.00
Pike	\$283,093.35	\$266,600.00	\$0.00	\$0.00	\$3,795.00
Powell	\$20,450.03	\$0.00	\$0.00	\$0.00	\$0.00
Pulaski	\$512,790.20	\$286,756.00	\$39,745.00	\$1,840.00	\$1,811.20
Rowan	\$144,787.85	\$66,950.00	\$0.00	\$0.00	\$589.20
Scott	\$72,575.24	\$84,000.00	\$0.00	\$0.00	\$0.00
Shelby	\$75,281.04	\$53,225.00	\$13,006.26	\$1,080.00	\$1,200.00
Simpson	\$1,457,474.71	\$799,690.00	\$38,855.00	\$37,848.00	\$14,559.70
Taylor	\$11,160.74	\$0.00	\$0.00	\$0.00	\$1,280.00
Todd	\$308,863.00	\$168,000.00	\$64,060.00	\$27,009.00	\$5,575.00
Trigg	\$3,264.10	\$0.00	\$0.00	\$0.00	\$0.00
Union	\$18,400.21	\$13,900.00	\$350.00	\$0.00	\$0.00
Warren	\$94,513.15	\$1,778.00	\$17,750.00	\$5,400.00	\$0.00
Washington	\$21,563.05	\$0.00	\$0.00	\$0.00	\$0.00
Whitley	\$725,391.09	\$301,404.00	\$66,860.00	\$7,800.00	\$2,700.00
Woodford	\$22,297.84	\$0.00	\$0.00	\$0.00	\$3,495.00